



Skinner
GARDEN STORE

20  24

GARDEN GUIDE

Embracing Change

CAMERON REES, GENERAL MANAGER

As we stand on the brink of another year filled with the promise of new growth and ever-changing landscapes, I can't help but reflect on the growth of our garden center and the changing landscape here at Skinner's. In a world where change is the only constant, it makes sense that we would need to embrace change, as well.

With unpredictable weather patterns and bursts of color, Spring and Summer in Kansas remind us of the beauty that emerges from uncertainty. Last year's storm damage to our property birthed a building project that will yield a brand, new and improved greenhouse to better serve our customers. From destruction and uncertainty emerged something wonderful!

At Skinner's, you'll find an array of resilient plants, adaptable seeds, and innovative gardening solutions designed to help you navigate the changing tides of the seasons. Whether you're experimenting with new varieties, implementing sustainable practices,

or simply enjoying the process of growth and renewal, we're here to support your journey every step of the way.

As we embark on this journey of discovery and exploration together, I want to express my deepest gratitude for your continued support and trust in Skinner's. It is our privilege to serve you, and we remain steadfast in our dedication to providing you with the resources and support you need to cultivate beauty, nurture life, and thrive in an ever-changing world.

Here's to a year filled with growth, resilience, and endless possibilities. Thank you for being part of our gardening community – we couldn't do it without you.

Happy gardening!

— *Cameron*



the

DIRT

GARDENING ADVICE
FOR KANSAS GARDENERS
BY KANSAS GARDENERS

Sign up at SkinnerGardenStore.com to receive our e-newsletter.



@SKINNERGARDENSTORE



/SKINNERGARDENSTORE



**FOLLOW US. LIKE US.
TAG US IN YOUR PHOTOS.**

Be sure to follow our blog and sign up for our free E-Newsletter, too!

TABLE OF CONTENTS

Native	2
Trees	5
Shrubs	14
Evergreens	28
Grass	34
Ground Covers	37
Vines	38
Perennials	41
Edibles	55
Roses	60
Turf Tips	62
Our Guarantee	64



EARN REWARDS!

For each \$20 you spend at Skinner's, you'll earn one dollar in Skinner Buck\$. Our exclusive store currency allows you to make money while spending money.

NEXT, REDEEM!

Skinner Buck\$ can be generously used during **three** different advertised redemption periods each year, and redeemed for up to 50% of your purchase.



*Skinner Buck\$ are not applicable for gift card purchases, but may be used in addition to gift cards for payment.

NATIVES

*This is only a sample of native plants available.
Let us help you find the natives for your yard.*

NATIVE PERENNIALS

Swamp Milkweed

(*Asclepias incarnata*) — This elegant plant is upright with slender willow like leaves. In summer plants are topped by rounded pink rose colored flower clusters which attract flocks of butterflies. Plants thrive in sunny sites with moist or saturated soils. Desirable yellow and black Monarch caterpillars feed on the foliage. HT. 3-5'

Arkansas Blue Star

(*Amsonia hubrichtii*) — Clusters of powder-blue star-shaped flowers enhance finely textured bright green foliage. Use in sunny mixed borders, woodland gardens or mass planting. Brilliant golden-yellow fall foliage provides an exceptional late season display. HT. 2-3' SUN

Wild Columbine

(*Aquilegia canadensis*) — Also called Red or American Columbine, is one of the first plants to provide nectar in the spring for bees, butterflies and hummingbirds. The colorful flowers are red flowing into yellow. Deer resistant. HT. 2' SHADE

Purple Poppy Mallow

(*Callirhoe involucrate*) — Masses of chalice shaped magenta flowers on trailing, deeply lobed foliage. Excellent as a rock garden plant or ground cover, each plant can spread up to three feet in width. Fits well in both formal gardens and naturalized areas. Looks great trailing over a wall. HT. 6-12" SUN

Pale Purple Coneflower

(*Echinacea pallida*) — Large, daisy-like flowers with drooping, pale pinkish-purple petals and spiny, knob-like, coppery-orange center cones. Mass in borders, native plant garden, naturalized area, prairie or wildflower meadow. HT. 2-3' SUN

Yellow Coneflower

(*Echinacea paradoxa*) — This is the only species in the genus to have yellow flowers instead of the usual purple flowers. Features large daisy-like flowers with drooping yellow to orange-yellow

petals and very large, coppery-brown to chocolate-brown central cones. HT. 2-3' SUN

Rattlesnake Master

(*Eryngium yuccifolium*) — Features basal rosettes of parallel-veined, bristly-edged, sword-shaped, medium green leaves resembling those of yucca and tiny, stemless, greenish-white flowers tightly packed into globular, 1" diameter heads resembling thistles. HT. 4-5' SUN

Sneezeweed

(*Helenium autumnale*) — This 2-5', erect perennial has many elongated leaves and numerous flower heads. A winged stem bearing yellow, daisy-like flower heads with fan-shaped, drooping rays; disk flowers forming a conspicuous, greenish-yellow, ball-like structure at center of head. The flowers have raised centers and wedge-shaped, yellow petals which end in three teeth. HT. 2-5' SUN

Prairie Blazing Star

(*Liatris pycnostachya*) — A spike of rayless, rose-purple cylindrical, stalkless flower heads densely crowded on a course, hairy, very leafy stem. Flowers bloom from the top of the spike downward. The lower portion of the stem is covered with short, fuzzy, grass-like leaves. HT. 2-5' SUN

Cardinal Flower

(*Lobelia cardinalis*) — Clump-forming habit with brilliant red flower spikes set against green and purple-bronze foliage. Each individual spike of scarlet flowers opens from bottom to top and stays in bloom for several weeks. A favorite of hummingbirds. Makes an excellent cut flower. HT. 2-4' SUN

Great Blue Lobelia

(*Lobelia siphilitica*) — The spikes of brilliant true-blue flowers on this wetland native attracts butterflies, hummingbirds and neighbors to your garden! Lobelia siphilitica provides outstanding color for the border, wet meadow or pond edge. Naturalizes easily in moist soils, but tolerates periods of drought. HT. 2-3' SUN

Wild Bergamot

(*Monarda fistulosa*) — The Wild Bergamot or Bee Balm, is a wildflower in the mint family widespread and abundant as a native plant in much of North America. The plant, with showy summer-blooming pink to lavender flowers, is often used as a honey plant, medicinal plant, and garden ornamental. HT. 2-4' SHADE/SUN

Large Flowering Primrose

(*Oenothera macrocarpa*) — Large fragrant yellow flowers over curiously curly foliage. Opens late afternoon and blooms into the evening. Established plants are extremely drought and heat tolerant. HT. 8-12" SUN

Golden Ragwort

(*Packera aurea*) — A mounding perennial with shiny heart shaped leaves. In spring clusters of golden-yellow daisies rise above the foliage on sturdy stems. Plants form large colonies over time in wet or moist woodlands. HT. 1-2' SHADE

Squaw Weed

(*Packera obovate*) — Also known as Roundleaf Ragwort, is valued for its ability to thrive in shady locations, naturalize rapidly and produce a long and profuse spring bloom of bright yellow flowers. HT. 6-18" SHADE

Woodland Phlox — (*Phlox divaricata*)

A delightful spring-blooming North American-native wildflower that produces fragrant clusters of lavender, purple, blue or white in early spring. It's perfect companion to spring-blooming bulbs and other early bloomers such as hellebore, Hosta, and perennial vinca. Thrives in shady and partially shady locations. Butterflies also



Purple
Coneflower

enjoy an early feast of woodland phlox flowers. HT. 10-12" SHADE

Black-Eyed Susan

(*Rudbeckia hirta*) — Also known as Gloriosa Daisy or Yellow Oxeye Daisy is a cheerful, widespread prairie plant. It is renowned for its showy, orange or bicolor flowers, adorned with up to 8-20 rays and dark chocolate, dome-shaped cones. Blooms profusely from early summer to frost. HT. 1-3' SUN

Royal Catchfly

(*Silene regia*) — Brilliant red, 2" flowers bloom June-August providing nectar for hummingbirds. The sticky flowers trap small insects, giving the plant its common name. Prefers being planted in a bed with companions like Little Bluestem, Prairie Drop seed or Black-Eyed Susan to help support it. HT. 24-36" SUN

Sky Blue Aster

(*Symphotrichum oolentangiense*) — Blue to blue-violet flowers in late summer to fall, like most Asters, it attracts butterflies and other beneficial insects such as small bees, flies, small to medium-sized butterflies, skippers and wasps. It is easy to grow and is drought tolerant. HT. 24-36" SUN

Common Ironweed

(*Veronica fasciculata*) — This stately plant offers large clusters of unusually brilliant purple flowers on top of 6' tall, unbranched stems; a sight to see late summer and into fall. Dark green, coarsely-toothed leaves add to the overall interest. Host plant for the American Painted Lady butterfly and has special value to native bees. HT. 6' SUN

NATIVE TREES

American Sycamore

(*Platanus Occidentalis*) — One of our most impressive native trees. Can develop into a very large tree with a massive trunk and impressive wide-spreading, open crown. Especially beautiful in the winter when the white bark seems to shine in the winter sun. HT. 60-80', SP. 60-80'

Black Cherry

(*Prunus serotina*) — A good native tree for naturalizing areas and providing bird habitat. White flowers are produced in 4-6" long clusters. Produces 1/3" red fruits that mature to black that the birds just love. HT. 40-50', SP. 30-40'

Northern Catalpa

(*Catalpa speciosa*) — A fast growing native tree with large white flowers borne in terminal panicles in May-June. Fruit is a long bean-like pod. HT. 50-60', SP. 30-40'

Common Chokecherry

(*Prunus virginiana*) — A tough native tree that produce an abundant crop of small, dark purple, 1/3" fruits that birds love. Long, 3-6", panicles of white flowers in the spring. HT. 20-30', SP. 15-20'

Kentucky Coffeetree

(*Gymnocladus dioica*) — A beautiful tough native tree. Attractive dark bluish-green summer foliage. Winter silhouette is very picturesque against the winter sky. Produces large reddish-brown pods containing hard-shelled seeds once used as a coffee substitute by early settlers. HT. 50-60', SP. 40-50'

Siouxland Cottonwood

(*Populus deltoides* 'Siouxland') — A fast-growing, cotton-less selection with good disease resistance. This native tree will tolerate just about any growing conditions you will come across. Wonderful, glossy green leaves are great for their summer effect as they flutter in the wind. HT. 60-80', SP. 40-60'

Eastern Redcedar

(*Juniperus virginiana*) — This is our only native evergreen tree in Kansas, so you know it has got to be tough! Extremely tolerant of a very wide range of soils and exposures. Very useful in windbreaks and in wildlife plantings for both food and cover. HT. 20-40', SP. 15-20'

Shagbark Hickory

(*Carya ovata*) — One of our most prized hardwood timber trees here in the eastern third of Kansas. Produces sweet, edible hickory nuts. Bark breaks up into thin "shaggy" strips, hence the name Shagbark Hickory. The wood is frequently used for barbecuing and smoking food. HT. 60-80', SP. 30-50'

Silver Maple

(*Acer saccharinum*) — A very fast-growing species that will tolerate almost any kind of growing conditions. If this one won't grow in your yard, you have serious problems! Widely planted, however can be a little more brittle than other maples. HT. 60-80', SP. 50-60'

Bur Oak

(*Quercus macrocarpa*) — One of the most majestic and most durable of our native trees. A large, but slow growing oak with attractive dark green foliage. Develops a massive trunk and an attractive broad crown of large branches. Extremely hardy! HT. 60-80', SP. 60-80'

White Oak

(*Quercus alba*) — One of the best oaks for fall color. Dark green summer foliage changes to a rich red to wine color in the fall. Absolutely breathtaking! HT. 60-70', SP. 60-70'

Pawpaw

(*Asimina triloba*) — An interesting native tree with large, dark green foliage that has semi-tropical appearance. The fruits of the tree have a wonderful custard-like texture with a sweet banana/pear-like flavor. Plant two or more trees for best pollination. HT. 15-20', SP. 15-20'

Persimmon

(*Diospyrus virginiana*) — Fairly upright habit with lustrous green leaves. Produces golf ball-sized, pale orange fruits that are highly sought after by both wildlife and people. HT. 40-50', SP. 20-30'

American Plum

(*Prunus americana*) — A small native tree that is excellent for wildlife plantings because of the highly edible fruits which are borne in abundance. Very easy to grow. Extremely hardy and drought tolerant. White flowers early in the spring. HT. 15-20', SP. 15-20'

Redbud

(*Cercis canadensis*) — A tough native flowering tree great for use where a small ornamental tree is needed. Showy, purplish-pink flowers cover the branches early in the season, signaling that spring has finally arrived. HT. 20-30', SP. 20-30'

Black Walnut

(*Juglans nigra*) — Large, native tree. Produces an abundant crop of great tasting walnuts. Very tough and easy to grow. Self-pollinating. HT. 50-60', SP. 40-50'

SHRUBS

American Bladdernut

(*Staphylea trifolia*) — An interesting native shrub found growing in timbered areas. Develops into a large, multi-stemmed,

suckering shrub. Produces three-lobed, Chinese lantern-like seed capsules in the fall, each containing up to several seeds, creating a “bladder nut.” HT. 6-8'; SP. 6-8'

Indiancurrant Coralberry

(*Symphoricarpos orbiculatus*) — An upright, spreading shrub with slender, arching branches. Attractive coral-red fruits cover the stems in the fall and throughout the winter. A great plant for understory plantings or for naturalizing. Very tough! HT. 2-3'; SP. 3-4'

American Elderberry

(*Sambucus canadensis*) — A neat, tough, native shrub great for wildlife and the garden. Best known for its prized sweet purple-black fruits. Can be used for jellies, pies, juice and wine; don't forget the birds love them too! Great for naturalizing. Plant with another variety for best fruit production. See Edibles section for varieties. HT. 6-10'; SP. 8-12'

American Hazelnut

(*Corylus americana*) — A large suckering shrub useful for naturalizing and encouraging wildlife. Produces an abundant crop of sweet, edible nuts. Plant two or more for adequate cross pollination. HT. 6-10'; SP. 6-10'

Fragrant Sumac

(*Rhus aromatica*) — A fantastically tough native shrub that makes a great landscape plant. Small yellow flowers early in the spring followed by red, hairy fruits late in the summer. Leaves are dark green and glossy changing to orange to red to reddish-purple in the fall. HT. 4-6'; SP. 5-8'

Spicebush

(*Lindera benzoin*) — An interesting native shrub that prefers moist, lightly shaded locations. Small, yellow, early spring flowers followed by bright scarlet fruits about a half an inch long (on female plants only). A strong spice odor is detectable from all parts of the plant. HT. 6-10'; SP. 6-10'

Eastern Wahoo

(*Euonymus atropurpureus*) — A native plant, useful for wildlife plantings and naturalizing. Small, four-lobed capsules open late in the season to reveal bright crimson fruits. A close relative of Burning Bush. HT. 6-12'; SP. 6-12'

GRASSES

Bluestem Grass

(*Andropogon gerardii*) — This native prairie grass is also known as “Turkey-foot” because of the late season plumes that resemble a turkey's foot. Extremely drought tolerant and well adapted to our area. Native to our tall grass prairies. Attractive fall color. HT. 4-6'; SP. 2-3'

Cedar Sedge

(*Carex Albicans*) — Plants spread slowly to form a fine-textured groundcover under trees, shrubs and other dry shaded locations. Semi-evergreen. Ecological Benefits: Species of butterflies, leaf hoppers, grasshoppers and beetles feed on sedge foliage. HT. 2-4"; SP. 8-12"

Common Oak Sedge

(*Carex pennsylvanica*) — Easily grown in average, dry to medium, well-drained soils in part shade to full shade. Most sedges prefer moist to wet soils, but not this one. Plants spread by rhizomes, may self-seed in optimum growing conditions. HT. 6-12" SP. 6-12"

Palm Sedge

(*Carex muskingumensis*) — The glossy green leaves branch out from the main stem similar to a palm tree. Native to wooded lowlands, it does best in slightly damp soil in shade. Makes an excellent groundcover, and thrives in clay! Plant one foot on center as a groundcover or use individually as a foliage accent plant. HT. 2-3' SP. 2-3'

Texas Sedge

(*Carex texensis*) — The shiny deep green foliage is 3-6" long and semi-evergreen. In late spring dainty green flower spikes are displayed above the leaves. Plants occur in part shade to partly sunny moist or dry sandy woods. This sedge has great landscape potential as a woodland groundcover and is a natural lawn alternative. HT. 6" SP. 12"

Little Bluestem Grass

(*Schizachyrium scoparium*) — A tough grass, native to the prairie in our area. Attractive purplish-bronze plumes late in the season, great for drying. Foliage takes on a wonderful golden-red in the fall. Small size makes it useful in the garden. Blue Heaven and Standing Ovation are just a couple of the selections we carry, see Grass section for more varieties. HT. 2-4'; SP. 18"-30"

Prairie Dropseed Grass

(*Sporobolus heterolepis*) — A very tough native prairie grass. This is a slow-growing, small species with rich emerald-green foliage throughout the summer changing to golden-yellow to orange in the fall. Sweetly fragrant flowers rise above the foliage late in the summer.

HT. 2-3'; SP. 2-3'

Blue Grama Grass

(*Bouteloua gracilis*) — This is an attractive selection of one of our native prairie grasses. Unique flower spikes are attached at right angles to the stems and individual flowers resemble mosquito larvae, giving rise to another common name, “mosquito grass”. Purplish fall color. HT. 2-3'; SP. 2-3'

Switch Grass

(*Panicum virgatum*) — A tough selection of one of our native prairie grasses, this is one of the few red-foliaged grasses available that will survive our winters. Foliage is tipped with deep, blood-red highlights and seed heads share the same color late in the season. Wonderful reddish-purple fall color. HT. 3-5'; SP. 2-3'

VINES

Bittersweet

(*Celastrus scandens* 'Autumn Revolution') — A selection of our native vine. Don't worry about male or female plants with this one. The majority of the flowers on each plant contain both male and female parts, creating reliable fruit production with only one plant. Fruits also tend to be larger than those of other selections.

Trumpet Vine

(*Campsis radicans*) — Vigorous growing native vine. Bright orange-red, trumpet shaped flowers from mid-summer through fall. Good for butterflies and hummingbirds. Fast grower! HT. 10-40'



TREES

ASPEN

Prairie Gold Quaking Aspen

(‘NE-Arb’) — This mountain favorite, believe it or not, comes from Nebraska! It was found growing in the northeast corner of the state and singled out for its exceptional adaptability to the heat, drought, and humidity of the Midwestern prairie. HT. 20-30'; SP. 10-15'

BALDCYPRESS

Baldcypress

(*Taxodium distichum*) — This is the same beautiful tree seen growing throughout the South. It has soft feathery foliage and withstands excessive moisture and drought. HT. 50-60'; SP. 20-30'

Falling Waters Baldcypress

(*Taxodium distichum* ‘Falling Waters’) — A beautiful weeping form! Each plant develops its own unique character over time and can easily be pruned, staked and manipulated. Height depends on culture, spread depends on culture.

Peve Minaret Baldcypress

(*Taxodium distichum*) — A dramatic miniature selection. Displays the same wonderful, ferny foliage as the species but in a much more compact size. Great choice for adding some accent into the garden. HT. 6-8' (10'?), SP. 3-5'

BIRCH

River Birch

(*Betula nigra*) — Beautiful peeling bark is creamy white with cinnamon undertones. Rapid grower. Very tolerant Birch for Kansas conditions. HT. 30-40'; SP. 20-30'

Heritage River Birch

(‘Cully’) — Improved selection of River Birch. Has attractive white flaking bark. Withstands hot, dry weather. HT. 30-40'; SP. 20-30'

Whitespire Birch

(*Betula populifolia* ‘Whitespire’) — Resembles common White Birch with pure white bark and yellow fall foliage.

More resistant to borers. HT. 20-30'; SP. 10-15'

BLACK GUM

Black Gum

(*Nyssa sylvatica*) — Picturesque tree with shiny dark green foliage turning brilliant red in the fall. Tolerates wet or dry soil. HT. 40-50'; SP. 20-30'

NEW! Forest Fire Black Gum

(*Nyssa sylvatica* ‘The James’) — Moderate grower, boasts an excellent branching habit when young, creating an early attractive silhouette. Glossy, medium green foliage explodes into fiery red in the fall. HT. 30-50'; SP. 20-25'

Green Gable Black Gum

(*Nyssa sylvatica* ‘NSUHH’) — Glossy green summer foliage and scarlet-red to burgundy-red fall color. Strong central leader that leads an attractive pyramidal form. HT. 30-50'; SP. 20-30'

Wildfire Black Gum

(*Nyssa sylvatica* ‘Wildfire’) — New growth emerges bronze-red, eventually changing to green for the summer. Effect is quite stunning. Impressive fall color. HT. 30-50'; SP. 20-30'

BUCKEYE

Red Buckeye

(*Aesculus pavia*) — An outstanding small tree! Large clusters of red flowers adorn the tree early in the spring, followed by lustrous dark green leaves. Best if planted in partial shade and moist, well-drained soils. HT. 10-20'; SP. 15-25'

CATALPA

Dwarf Manchurian Catalpa

(*Catalpa bungei* (*C. bignonioides* ‘Nana’)) — This tough plant has a dense head that has been grafted onto a Catalpa trunk to create a cool, umbrella-like, small tree. Keep head trimmed back to control size. Very tough plant! HT. 10-15'; SP. 10-15'

Northern Catalpa

(*Catalpa speciosa*) — A fast growing

native tree with large white flowers borne in terminal panicles in May-June. Fruit is a long bean-like pod. HT. 50-60'; SP. 30-40'

CHERRY

Black Cherry

(*Prunus serotina*) — White blooms in May, good yellow to red fall color. The berries are used to make wines and jellies. This is a very tolerant plant for our area, it can often be found growing in our native stands of timber. HT. 40-50'; SP. 20-30'

Kwanzan Cherry

(*Prunus serrulata* ‘Kwanzan’) — One of the most popular of the flowering cherries. Deep pink, double flowers in the spring are produced in abundance. Does best in well-drained soils. Avoid water-logged areas and heavy clay. HT. 15-20'; SP. 15-20'

Pink Flowering Weeping Cherry

(*Prunus subhirtella* var. *pendula*) — Drooping form of growth. Double pink blossoms on weeping branches. Protect from hot winds. HT. 8-10'; SP. 8-10'

Snow Fountain Weeping Cherry

(*Prunus* x ‘*Snofozam*’) — Cascading branches covered with snow white flowers, give this Weeping Cherry a “fountain-like” appearance. HT. 8-10'; SP. 8-10'

Yoshino Cherry

(*Prunus* x *yedoensis*) — This is the flowering cherry made famous from its displays in Washington D.C. Heavy production of double, fragrant, shell-pink flowers in early spring. Needs to be planted in well-drained soil. HT. 15-20'; SP. 15-20'

CHESTNUT

Chinese Chestnut

(*Castanea mollissima*) — Ornamental, medium sized, spreading tree with lustrous, dark green foliage. Produces big, sweet nuts that are great for eating, boiling, baking, or roasting. Blight

resistant. Plant two or more for proper pollination.

CHOCKECHERRY

Common Chokecherry

(*Prunus virginiana*) — A tough native tree that produce an abundant crop of small, dark purple, 1/3" fruits that birds love. Long, 3-6", panicles of white flowers in the spring. HT. 20-30'; SP. 15-20'

COFFEETREE

Kentucky Coffeetree

(*Gymnocladus dioica*) — An open, spreading, native tree with long, mahogany colored seedpods and a bold, picturesque winter habit with stout branches and handsome bark. HT 50-60', SP. 40-50'

- **'Espresso'** — This is an attractive tough native tree, excellent for use as a shade tree, especially for difficult areas. Makes a beautiful specimen, usually taller than wide. As an added bonus, this selection is fruitless, eliminating the large bean-pods. HT. 40-60', SP. 30-40'

COTTONWOOD

Siouxland Cottonwood

(*Populus deltoides* 'Siouxland') — A fast-growing, cotton-less selection with good disease resistance. This native tree will tolerate just about any growing conditions you will come across. Wonderful, glossy green leaves are great for their summer effect as they flutter in the wind. HT. 60-80', SP. 40-60'

CRABAPPLE

Crab doesn't need to be a four-letter word anymore! Once considered a messy, disease-prone tree, Flowering Crabapples now are a fantastic flowering addition to any landscape. Drastic improvements have been made through the years through breeding and extensive selection that now allow us to plant varieties that are highly resistant to the common diseases that have plagued Crabapples in the past. That means no more spraying! Fruits have come a long way, too. The best varieties have fruits that are smaller, more brightly colored and most importantly, more persistent. That means big, soft, unattractive fruits aren't dropping to the ground late in the summer and making a stinking mess in your yard like they used to. Instead, now

you can enjoy small, brightly colored fruit displays into the fall and often continuing into the winter. Better yet, the birds will get a chance to enjoy them as well! Add to all of that, Flowering Crabapples are still one of the hardiest flowering trees you will come across. With the tremendous variation in size, shape and color, it is hard to imagine you won't be able to find a Flowering Crabapple to fit almost any need.

Donald Wyman Crabapple

(*Malus* 'Donald Wyman') — Tree has brilliant white flowers that are followed by glossy red fruit that persists into the winter. HT. 15-20', SP. 15-20'

Prairifire Crabapple

(*Malus* 'Prairifire') — Maroon foliage aging to reddish green. Crimson buds open to pinkish red. Disease resistant tree. Red fruit. A Pride of Kansas selection 2002. HT. 15-20', SP. 15-20'

Royal Raindrops Crabapple

(*Malus* 'JFS-KW5') — A stunning selection with bright pinkish-red flowers and deep purple, cutleaf foliage. Fruits are small, 1/4" in diameter, bright red and remain on the tree into the winter. HT. 15-20', SP. 10-15'

Sargentina Crabapple

(*Malus sargentii* 'Tina') — This is like a miniature version of the Sargent Crab. White flowers and bright red fruits. Heavy bloomer and a wonderful dwarf habit. We offer this plant grafted on a 4-5' standard. HT. 4-6', SP. 4-5'

Sparkling Sprite Crabapple

(*Malus* 'JFS-KW207') — Pink buds open to pure white flowers that cover the tree in early spring. Clean summer foliage and an abundant crop of golden-yellow to orange fruits from fall and into the winter. HT. 10-15', SP. 10-15'

Spring Snow Crabapple

(*Malus* 'Spring Snow') — A heavy flowering white form with bright green foliage. This is a very popular form because of one special characteristic: it is essentially fruitless. HT. 20-25', SP. 15-20'

NEW! Snow Crystal Crabapple

(*Malus* 'JFS KW218MX') — This heavily flowering white form keeps a nice compact crown, with a symmetrical, pyramidal form. White flowers, bright green foliage and small golden-orange fruits in the fall and winter. HT. 15-18', SP. 12-15'



DOGWOOD

A well-known and beautiful group of small, ornamental flowering trees (and shrubs), Dogwoods provide a broad spectrum of habit and ornamental qualities. Most Dogwoods are happiest with a partially shaded location and very well-drained soil.

Flowering Dogwood

(*Cornus florida*) — This small flowering tree is loved for the beautiful blooms that cover the tree early in the spring. The brilliantly colored flowers are in fact not really flowers, but instead, brightly colored modified leaves. Regardless, their effect is stunning. Fall color is also spectacular, ranging from red and pinks to burgundies. Fruit is bright red and ripens late in the season. Dogwoods should be planted in very well drained soil with their root systems heavily mulched. A partially shaded site out of the hot summer sun is also recommended. HT. 12-15', SP. 10-15'

- **'Cloud 9'** — One of the best! Produces an abundant supply of large, showy, white flowers early in the spring. Needs very well drained soil for best success. Some protection from summer sun and wind is recommended. HT. 10-15', SP. 10-15'
- **'Pink Dogwood'** — One of the best pink-flowering forms. Needs to be planted in good, well-drained soil that isn't allowed to get too dry through the summer. HT. 12-15', SP. 10-15'
- **'Prairie Pink'** — A hardy selection made at the K-State Research Center in Wichita. Produces large pink blooms.
- **'White'** — This is the straight seedling form with brilliant white flowers.

Kousa Dogwood

(*Cornus kousa*) — A later blooming dogwood with large, pure white blossoms emerging after the leaves. Blooms literally cover the branches in June and last for up to 6 weeks and longer. Fall

color is reddish-purple to scarlet. Bark will begin to exfoliate with age, exposing multicolored gray-tan-rich brown areas underneath. Plant in a well-drained soil out of the hot summer winds. An exquisite tree! HT. 12-15'; SP. 10-15'

- **'Galilean'** ('Galzam') — An introduction from Ohio with increased winter hardiness. Dark green foliage and large, white floral bracts in the spring. Good fall color. HT. 12-15'; SP. 10-15'
- **'Milky Way'** — A heavier flowering and fruiting form of the Kousa Dogwood.

Rough-Leafed Dogwood

(*Cornus drummondii*) — A tough Kansas native great for naturalizing and creating wildlife habitat, especially birds. Grows into dense thickets. Clusters of creamy-white flowers late in the spring followed by white fruits in the fall. Attractive burgundy fall color HT. 6-12'; SP. 6-12'

NEW! Stellar Pink Dogwood

(*Cornus x rutgersensis* 'Rutgan') — If you are looking for a pink Dogwood consider this one. A tough hybrid selection with soft pink flowers, blooming slightly later than Flowering Dogwood. Grows best in rich, moist, well-drained soil in a site protected from hot summer winds. HT. 15-20'; SP. 15-20'

ELM

Colonial Spirit American Elm

(*Ulmus americana* 'JFS-Prince II') — Proven Dutch Elm Disease resistance. Strong branch structure that forms a nice tree. Good dark green foliage with yellow fall color. Ht. 60-80'; SP. 50-60'

Hybrid Elm

(*Ulmus* hybs.) — Once one of the most stately trees to be found, American Elm graced landscapes throughout the country. Now, as a result of Dutch Elm Disease, most of this country's American Elms are either gone or soon to be lost, leaving huge gaps in our urban forest. These hybrids are an attempt to return some of that grandeur back into our lives. Through years of breeding and selection, numerous elm hybrids are now available that offer many of the desirable qualities that the American Elm had with much improved disease resistance, especially to Dutch Elm Disease. Tough and durable, these trees have brought the elm back into our yards.

- **'Emerald Sunshine'** ('JFS-Bieberich') — Grown from seed collected in China,

but evaluated in western Oklahoma under hot, arid, summer conditions. Foliage stays clean and healthy looking even in the hottest of summers.

Matures smaller than most elms. HT. 25-30'; SP. 20-25'

- **'Frontier'** — A U.S. Department of Agriculture introduction. This hybrid elm has good resistance to Dutch Elm Disease and Phloem Necrosis. Better yet, it is also extremely tough, develops a nice shape, and has impressive red-purple to burgundy fall color. HT. 30-40'; SP. 25-35'

Lacebark Elm

(*Ulmus parviflora*) — Very graceful tree, often with pendulous branches. Leaves are dark green, changing to reddish in the fall. Bark peels to reveal a combination of gray, green, orange and brown. Truly a beautiful Elm and an excellent tree.

Resistant to Dutch Elm Disease. HT. 30-40'; SP. 30-40'

- **'Allee'** ('Emer II') — A tall, more upright growing form, reminiscent of American Elm. HT. 40-50'; SP. 30-40'

FRINGETREE

Chinese Fringetree

(*Chionanthus retusus*) — An extremely hardy but exceedingly attractive small flowering tree. A cloud-like display of snow-white flowers late in the spring. Gray bark is slightly peeling. HT. 15-20'; SP. 15-20'

GINKGO

Ginkgo

(*Ginkgo biloba*) — This is a wonderfully unique lawn or street tree, unlike anything else you will come across. Fossilized records indicate that this tree was growing on earth over 150 million years ago! You know that means it has to be tough. A wonderful tree for today's landscapes. Bright green summer foliage changes to brilliant yellow in the fall.

- **'Autumn Gold'** — A symmetrical selection with outstanding, golden-yellow fall color. Fruitless. HT. 40-50'; SP. 25-30'
- **NEW! 'Gnome'** — A naturally occurring seedling with a very dwarf form. Tight, compact habit. Bright yellow fall color. Fruitless. HT. 3-4'; SP. 3-4'
- **NEW! 'Golden Globe'** — An exciting introduction discovered in 1990. This selection matures with a rounded

head that is more dense than typical selections. Good growth rate and impressive golden-yellow fall color. Fruitless. HT. 30-50'; SP. 30-50'

- **'Jade Butterfly'** — A much more compact, dwarf form with dense, dark green foliage. In a lot of ways, it almost looks like a Japanese Maple with Ginkgo foliage. HT. 12-15'; SP. 5-10'
- **'Mariken'** — This unusual witch's broom was discovered growing in a tree in the Netherlands. A compact bushy form, small and rounded early in life and becoming flatter and wide-spreading with time. Great yellow fall color. HT. 2-3'; SP. 3-8'
- **'Princeton Sentry'** — A fruitless introduction with an attractive upright, pyramidal habit. Good yellow fall color. HT. 30-50'; SP. 15-25'
- **'Seedling'** — These are seed grown trees, not grafted, so the sex of the plant is unknown. That is worth noting because female trees produce a small (about 1") fleshy, fairly smelly fruit. Male trees however, will be fruitless. The trick is it may take 20 years or more for a tree to come into fruit, so until then you don't know what you have, so buyer beware! HT. 40-60'; SP. 30-40'

HICKORY

Shagbark Hickory

(*Carya ovata*) — One of our most prized hardwood timber trees here in the eastern third of Kansas. Produces sweet, edible hickory nuts. Bark breaks up into thin "shaggy" strips, hence the name Shagbark Hickory. The wood is frequently used for barbecuing and smoking food. HT. 60-80'; SP. 30-50'

HONEYLOCUST

Skyline Honeylocust

(*Gleditsia triacanthos* var. *inermis* 'Skycole') — Somewhat more upright than other forms with a canopy that is a little more compact. Still creates a nice filtered shade. This is a thornless, essentially seedless selection. HT. 40-50'; SP. 40-50'

LILAC

Japanese Tree Lilac

(*Syringa reticulata*) — This Lilac is actually a tree! It has large panicles of creamy white flowers in June and handsome, dark green summer foliage. It is resistant to both powdery mildew and borers, making it very easy to grow. A stunning,

under-planted, small ornamental tree. HT. 20-25', SP. 15-20'

- **'Ivory Silk'** — A heavy flowering selection. Blooms at an early age.

LINDEN

American Linden

(*Tilia americana*) — A native tree that can be found along creeks and streams in our area. Also known as Basswood. Makes a magnificent specimen for the yard. Produces small, pale yellow flowers that fill the air with a wonderfully sweet fragrance in the late spring.

HT. 50-70', SP. 30-50'

- **'Redmond'** — This is a fairly fast-growing linden with larger foliage and an attractive dense even canopy. Dark green summer foliage changes to yellow in the fall. Makes a great lawn or street tree. HT. 50-60', SP. 25-40'

MAGNOLIA

Burgundy Star Magnolia

(*Magnolia* x *Jury*) 'JURmag4') — Stunning new variety. A narrower form with violet-pink to red-violet, fragrant, flowers early in the spring. HT. 10-15', SP. 4-8'

Cucumbertree Magnolia

(*Magnolia acuminata*) — This is a unique, yellow flowering Magnolia. Leaves are quite large, often up to almost a foot long. Develops into a fairly good-sized tree with age. Best if planted in good, well-drained soil and sited out of our summer winds. HT. 30-40', SP. 20-30'

- **'Butterflies'** (*M. acuminata* x *M. denudata* 'Sawada's Cream') — A great hybrid form with deep yellow flowers. Upright grower. HT. 20-30', SP. 15-20'
- **'Yellow Bird'** — An attractive hybrid selection with yellow, 2" wide flowers in the spring. Fairly fast grower with an upright, pyramidal habit. HT. 30-40', SP. 20-30'

Black Tulip Magnolia

(*Magnolia* x *soulangiana* 'JURmag1') — A wonderful selection with deep burgundy-wine flowers, much darker than the species. Flowers emerge very early in the spring and will hold up better if planted out of the strong spring winds. Narrow habit makes it very useful for smaller yards. HT. 15-20', SP. 6-10'

Little Girl Hybrids

(*Magnolia* hy.) — This is a group of hybrids created to produce Magnolias

with outstanding floral characteristics that would bloom later than most, thereby avoiding late frost damage. Flowers may also be produced sporadically through the summer. These selections make wonderful small trees or large shrubs.

- **'Ann'** — Deep purple-red flowers. HT. 8-10', SP. 8-10'
- **'Jane'** — Reddish-purple on the outside of the petals with white on the inside. HT. 10-15', SP. 10-15'

Loebner Magnolia

(*Magnolia* x *loebneri*) — This Magnolia is among the best! A very vigorous hybrid that produces an abundant floral display. Flowers typically emerge a little later in the spring, helping them avoid late frosts. Very hardy and reliable. HT. 15-25', SP. 20-30'

- **'Merrill'** — Heavy flowering white form with a wonderful fragrance. Resembles a white cloud when in bloom!

Southern Magnolia

(*Magnolia grandiflora*) — A staple in the south; planted only occasionally in our area. Well known for its large, creamy-white, fragrant flowers and equally large, glossy green, evergreen foliage. Certainly, a beautiful tree, unfortunately our cold winters drastically limit its success in our region. Hardier selections perform better and offer some possibilities for the dedicated gardener. Plant in protected locations and keep your fingers crossed!

- **'Bracken's Brown Beauty'** — One of the most cold hardy selections of Southern Magnolia available. Produces 5-6" diameter, fragrant flowers and has large evergreen foliage. This species is borderline hardy in our area! HT. 20-30', SP. 10-15'

Star Magnolia

(*Magnolia stellata*) — White star-like blossoms in early spring. Grows as multiple stem and dwarf. HT. 15-20', SP. 10-15'

- **'Royal Star'** — This selection blooms slightly later than Star Magnolia. Pink flower buds open to pure white blossoms.

Sweetbay Magnolia

(*Magnolia virginiana*) — The fragrance from these flowers will be enjoyed throughout the yard! Creamy-white flowers are produced for several months and have a wonderfully sweet fragrance. Leaves are shiny and bright green on top, silvery underneath. Does well in wet or

even swampy areas. HT. 15-20', SP. 15-20'

- **'Green Shadow'** — Improved evergreen qualities, on record of holding leaves down to -15F. Good upright oval form. Fragrant lemon scented flowers in the summer. HT. 20-30', SP. 15-20'
- **'Moonglow'** (Jim Wilson) — A narrower selection that has proven to also be very cold hardy. Foliage is dark green and semi-evergreen. Great for moist areas. HT. 20-30', SP. 10-15'

MAPLE

Amur Maple

(*Acer ginnala*) — A small tree with a rounded outline, usually with multiple trunks. Dark green foliage turns brilliant shades of yellow to orange to scarlet in the fall. Makes an excellent ornamental tree. Very Hardy. HT. 15-20', SP. 15-20'

- **'Flame'** — Fuller growth with fiery red fall color. HT. 15-20', SP. 15-20'

Cutleaf Fullmoon Maple

(*Acer japonicum* 'Aconitifolium') — A beautiful selection with lacy foliage. Similar in appearance to Japanese Maple, only a little bit hardier. Fantastic crimson to orange-red fall color is out of this world! Truly one of the best trees for fall color. HT. 8-15', SP. 8-15'

Freeman Hybrids

(*Acer* x *freemanii*) — These are hybrid crosses between Red Maple and Silver Maple. The results are trees with a rapid growth habit and good fall color. Very tolerant of soils and exposures.

- **'Autumn Blaze'** ('Jeffersred') — The most popular of the Freeman Hybrids. A fast grower with excellent orange-red to red fall color. HT. 50-60', SP. 40-50'
- **'Matador'** ('Bailston') — Deep red to orange-red fall color and more symmetrical growth are the reasons behind this selection. A vigorous tree that will grow in almost any landscape. HT. 50-60', SP. 30-40'

Japanese Maple

(*Acer palmatum*) — The Japanese Maples are a stunning group of plants that have a place in many landscapes. They come in many forms and all are dramatically beautiful. The selections we carry can be broken down into two groups, regular tree forms and cutleaf weeping forms botanically known as dissectums. Most of the tree forms will make an excellent small specimen tree, in a courtyard for

example; the dissectums, generally being smaller with branches drooping back to the ground, are more appropriately used as an accent plant much in the same way that you would use a dramatic shrub.

Keep in mind, the Japanese Maples are considered marginally hardy, so proper placement is critical. Plant in a protected area and out of the hot summer sun and winds, mulch the root system heavily, and enjoy!

- **'Arctic Jade'** (A. x (pseudosieboldianum) 'IsIAJ') — Another cross that combines the cold hardiness of the Korean Maple with the beauty of the Japanese Maple. Foliage is similar to that of the Cutleaf Fullmoon Maple. Green leaves through the growing season finish with an impressive orange to red in the fall. HT. 15-20', SP. 15-20'
- **'Bloodgood'** — Probably the best red-leaved form. Color holds well through the heat of the summer. Excellent red to orange fall color. HT. 10-15', SP. 10-15'
- **'Butterfly'** — A spectacular selection with lovely, blue-green and creamy-white variegated foliage. Leaves are a little smaller than on other selections. Needs light shade. HT. 8-10', SP. 5-6'
- **'Coral Bark'** — This attractive selection is most often planted for its showy winter display of colorful branches. Younger stems are a brilliant coral color in the fall and through the winter. HT. 8-15', SP. 8-12'
- **'Crimson Queen'** (var. dissectum) — Bright crimson-red new growth that holds well into the summer season. Develops wonderful scarlet fall color. Handsome, cascading habit with finely cut, fern-like leaves. Makes a stunning specimen plant. Best planted with some afternoon shade. HT. 4-6', SP. 4-8'
- **'Dragon Tears'** (JN4') — The leaves of this weeping form are more like the palmate leaves of most upright forms, similar to 'Ryusen'. Burgundy-red foliage through the season, becoming a bright red in the fall. A very cool introduction discovered in a batch of seedlings. HT. 4-6', SP. 4-6'
- **'Emperor I'** ('Wolff') — Selected for superior, blood-red foliage color and faster growth rate. Deep foliage color holds well through summer heat. HT. 10-15', SP. 10-15'
- **NEW! 'Fairy Lights'** — A upright, dwarf laceleaf form. Leaves are finely cut, green in the summer and vibrant gold, orange and red in the fall. HT. 3-5', SP. 3-5'
- **'Final Fire'** — (A. x (pseudosieboldianum) 'IsiFinFi') — A tough blend of Korean and Japanese Maple. Great fall color in ranges of orange, red and burgundy. HT. 15-20', SP. 15-20'
- **'Fireglow'** — A promising introduction from Italy. Burgundy foliage that holds its color well through the heat of the summer. HT. 8-10', SP. 8-10'
- **'Harp Strings'** (Koto-no-ito') — Named for its narrow, "string-like" foliage. Green summer foliage and bright yellow fall color. HT. 4-8', SP. 4-8'
- **'Orangeola'** (var. dissectum) — New foliage emerges in spring with an orange to red cast, transitions to green for summer and then to brilliant orange in the fall. HT. 4-8', SP. 4-8'
- **'Pixie'** — A smaller, more compact tree. Good burgundy leaf color, similar to 'Bloodgood' but more dense and smaller in size. HT. 8-12', SP. 8-12'
- **'Red Dragon'** (var. dissectum) — A new weeping laceleaf introduction from New Zealand. Dark purple-maroon foliage color throughout the growing season. HT. 4-6', SP. 4-6'
- **'Rhode Island Red'** — A dwarf, upright selection with a compact form. It has bright red spring foliage that darkens as the leaves mature. Fall color is orange to red. HT. 4-6', SP. 4-6'
- **'Sharp's Pygmy'** — An impressive miniature selection. Attractive, small, bright green leaves and a compact, dense habit. Useful as a unique shrub-like specimen. Outstanding orange fall color. Stunning! HT. 2-3', SP. 2-3'
- **'Shisigashira'** — Very unique upright green Japanese Maple. The deep green leaves are crinkled with compact branching. In the fall the leaves turn to yellow and golden shades with hints of red and orange. Also known as Lion's Head. HT. 12-15', SP. 8-10'
- **'Tamukeyama'** (var. 'dissectum') — A beautiful, deep, crimson-red to dark purple-red form with a graceful weeping habit. Individual leaves are deeply cut creating a lacy appearance. Color holds well through summer heat. Considered to be one of the best of the cutleaf types. HT. 4-8', SP. 4-8'
- **'Tsukushigata'** — Deep, red-black foliage. Holds its color well. Star-shaped foliage takes on a scarlet-red in the fall. HT. 10-15', SP. 10-12'
- **NEW! 'Ukigumo'** — A stunning variegated selection! Light green leaves are colored with a mix of pink and white. Some leaves are heavily variegated, others only lightly. Great

for brightening up a shady area. HT. 6-10', SP. 6-10'

- **NEW! 'Wabi sabi'** (A. x (pseudosieboldianum) 'Wabi sabi') — A cascading habit with finely cut foliage, similar in appearance to the Dissectum Group of Japanese Maples. Green leaves in the summer and fall color is a mix of red, orange and yellow. HT. 4-8', SP. 5-10'

Paperbark Maple

(Acer griseum) — This is a truly outstanding Maple! Foliage is bluish-green. Bark is a rich, reddish-brown to cinnamon and peels like the bark of a Birch. Develops into a magnificent small tree. HT. 15-20', SP. 10-15'

Red Maple

(Acer rubrum) — A fairly rapid growing shade tree. Showy red flowers in the spring before leaves emerge. Fall color is bright yellow to orange to brilliant red. Very hardy and tolerant of extreme conditions. Makes an excellent lawn tree. HT. 40-60', SP. 40-50'

- **'Brandywine'** — An introduction from the U.S. National Arboretum, resulting from a cross between 'October Glory' and 'Autumn Flame' Red Maples. This male selection has deep red to purple-red fall color and has proven to hold up well through hot summers. HT. 40-50', SP. 30-40'
- **'October Glory'** — A nice oval-rounded form with brilliant orange to red fall color. HT. 40-50', SP. 30-40'
- **'Redpointe'** ("Frank Jr.") — Brilliant red fall color with a nice, uniform crown and a dominant central leader. Introduced by J. Frank Schmidt Nurseries, the same folks who gave us 'Red Sunset'. HT. 40-50', SP. 25-35'
- **'Sun Valley'** — An impressive selection made at the U.S. National Arboretum with exceptional, long-lasting, brilliant red fall color. Introduced in 1994, this cultivar is the result of a cross between 'Red Sunset' and 'Autumn Flame', both of which are phenomenal Red Maples. HT. 40-50', SP. 30-40'

Shantung Maple

(Acer truncatum) — A great mid-sized Maple with exceptional hardiness. Attractive small leaves, reminiscent of those on a Sweetgum tree. Leaves are glossy green through the summer, changing to combinations of yellow-orange-red in the fall. Very durable. A great choice for Kansas landscapes.

HT. 20-30', SP. 20-30'

- **'Crimson Sunset'** (A. x 'JFS-KW202') — A fantastic hybrid with deep purple foliage color. Somewhat similar to 'Crimson King' Maple but with the compact size of the Shantung Maple, which also gives it good heat and drought tolerance. Stunning! HT. 25-35', SP. 20-25'
- **'Ruby Sunset'** (A. x 'Keithsform') — Cold hardy and very adaptable. Glossy, dark green foliage through the growing season that changes to deep red in the fall. A great choice for an area that needs a more compact tree. HT. 20-25', SP. 20-25'

Silver Maple

(*Acer saccharinum*) — A very fast-growing species that will tolerate almost any kind of growing conditions. If this one won't grow in your yard you have serious problems! Widely planted, however can be a little more brittle than other Maples. HT. 60-80', SP. 50-60'

State Street Maple

(*Acer miyabei* 'Morton') — A selection from the Morton Arboretum in Illinois. Dark to medium green summer foliage, changing to a buttery-yellow in the fall. Excellent drought and heat tolerance as well as good cold hardiness. HT. 30-40', SP. 30-35'

Sugar Maple

(*Acer saccharum*) — Broad, stout tree with many ascending branches forming a dense, wide head; haystack-like in appearance. Beautiful fall color ranges from yellow to orange to red. This is the tree that makes the New England area famous for its fall color. HT. 50-60', SP. 40-50'

- **'Autumn Splendor'** (var. caddo 'Autumn Splendor') — A fantastic tree for the Midwest! Celebrated for its toughness, clean summer foliage and impressive fall color. More adapted to our harsh summer weather than other Sugar Maple selections. Selected by the late Dr. John C. Pair of Kansas State University. HT. 40-50', SP. 30-40'
- **'Fall Fiesta'** ('Bailsta') — A fairly fast growing selection with yellow to orange to red fall color. Tough, thick, dark green foliage is resistant to heat scorch and leaf tatter. HT. 40-50', SP. 50-60'
- **'Flashfire'** (var. caddo 'JFS-Caddo2') — A selected Caddo Sugar Maple seedling with brilliant red fall color. According to some authorities, it is the brightest red selection to date.

Dark, thick green leaves give it the great summer heat tolerance typical of Caddo Sugar Maple. HT. 40-50', SP. 40-50'

- **'John Pair'** (var. caddo 'John Pair') — A spectacular introduction from the KSU Research Center. Brilliant red to red-orange fall color and a compact, rounded head. Especially well adapted to the tough growing conditions of our area. Named for the late Dr. John Pair who pioneered the selection and introduction of Caddo Sugar Maples for Midwest landscapes. HT. 40-50', SP. 40-50'
- **'Oregon Trail'** ('Hiawatha 1') — Selected right here in Kansas from a town known for its beautiful maples, Hiawatha. This selection was chosen from hundreds of other trees for its superior fall color and overall performance. HT. 40-50', SP. 30-40'

MIMOSA

Mimosa

(*Albizia julibrissin*) — Although not the most hardy tree for our area, still very popular. An impressive display of fuzzy, fragrant, pink flowers from May, June, July, and August. Very fine textured foliage has a tropical appearance. Prone to winter damage in our area. HT. 15-20', SP. 15-20'

- **'E.H. Wilson'** ('Rosea') — Identical to the species in all respects but with increased winter hardiness. HT. 10-15', SP. 15-20'
- **'Umbrella'** ('Boubri') — Unusual looking fuzzy, fragrant, cherry-pink flowers through much of the summer months. Very fine textured foliage has a tropical appearance. Not the most winter hardy trees for our area but still quite popular. HT. 10-15', SP. 15-20'

MULBERRY

Weeping Mulberry

(*Morus alba* 'Chaparral') — This fruitless form of mulberry has a dramatic weeping habit that creates an absolutely stunning specimen. Dark green glossy foliage on branches that hang to the ground. Fast growing and fruitless. HT. 10-15', SP. 10-15'

OAK

Black Oak

(*Quercus velutina*) — Very similar to Red Oak, but not as common. Fall color is rusty-red. Bark is charcoal black. HT. 40-50', SP. 40-50'

Bucks Unlimited Oak

(*Quercus bicolor* 'Bucks Unlimited') — This introduction from the University of Missouri Center for Agroforestry was selected for its abundant crop of acorns that deer love. It is fast growing and begins seed production as young as 4 years of age. Great for deer and other wildlife. HT. 50-70', SP. 50-60'

Bur Oak

(*Quercus macrocarpa*) — Large stately tree with a broad, rounded habit. Leaves are a good dark green in the summer. Bark is deeply furrowed giving the tree year-round interest. A 2005 Pride of Kansas Selection. HT. 60-80', SP. 60-80'

Chinkapin Oak

(*Quercus muehlenbergii*) — A native Oak in this area, grows well in our rocky, limestone soils. Scaly gray bark and yellow to orangish brown fall color make this tree a unique specimen. HT. 40-50', SP. 40-50'

Crimson Spire Oak

(*Quercus* x 'Crimschmidt') — Very narrow, columnar Oak with dark bluish-green foliage. Stunningly brilliant crimson-red fall color. Makes a stunning specimen. HT. 40-50', SP. 12-18'

Heritage Oak

(*Quercus* x *macdanielii* 'Clemons') — This is an outstanding vigorous hybrid, the result of crossing English Oak (*Q. robur*) and Bur Oak (*Q. macrocarpa*). Selected for its attractive form and rapid growth, this tree also has glossy, dark green leaves and is highly resistant to powdery mildew. HT. 60-80', SP. 40-50'

Kimberley Shuette's Oak

(*Quercus* x *shuettei*) — Scheutte's Oak is a naturally occurring hybrid between Bur Oak and Swamp White Oak and Kimberley is a selection of one of those trees with abundant acorn production. These are seedling grown trees grown from that parent tree. They're acorns are loved by wildlife. Reported to produce an average of 100 lbs of acorns by the age of 12! HT. 40-50', SP. 40-50'

Pin Oak

(*Quercus palustris*) — Leaves deeply cut and colors a beautiful red in autumn. Pyramidal tree with a straight, erect stem. HT. 60-70', SP. 40-50'

Post Oak

(*Quercus stellata*) — A native oak species with an attractive, dense, rounded crown. Leaves are similar in appearance to Bur Oak. HT. 30-50', SP. 30-50'

Red Oak

(*Quercus rubra*) — A beautiful fast growing Oak with a rounded, symmetrical crown. Foliage is a stunning dark red in fall. HT. 60-70', SP. 50-60'

Sawtooth Oak

(*Quercus acutissima*) — One of the fastest growing oak selections that we carry. This easy to grow tree tolerates a wide range of growing conditions. Attractive, dark green lustrous summer foliage. Tends to hold onto its leaves in the winter. HT. 40-50', SP. 40-50'

Scarlet Oak

(*Quercus coccinea*) — This tree is very similar in habit to Pin Oak, but becomes more rounded at maturity. Brilliant scarlet-red to russet-red fall color. Does not have the severe iron chlorosis problems that Pin Oak does. HT. 50-60', SP. 40-50'

Shingle Oak

(*Quercus imbricaria*) — A tough oak selection and an attractive shade tree. Pyramidal in youth, more rounded with age. Foliage is dark green and glossy in the summer changing to yellow to russet-red in the fall. Will hold some foliage through the winter months. HT. 50-60', SP. 50-60'

Shumard Oak

(*Quercus shumardii*) — Very similar to Pin Oak in foliage and habit. Fall color is deep red. Extremely tough Oak. HT. 60-70', SP. 40-50'

Swamp White Oak

(*Quercus bicolor*) — Excellent Oak for wetter areas, but is still very drought tolerant. Fall color is more yellow. HT. 50-60', SP. 50-60'

White Oak

(*Quercus alba*) — Probably the most beautiful of all the Oaks. Summer foliage is dark green and silvery underneath. Fall color is an impressive wine color and truly breathtaking. HT. 60-70', SP. 60-70'

OSAGE-ORANGE

White Shield Osage-Orange

(*Maclura pomifera* var. *inermis* 'White

Shield') — A mostly thornless, fruitless discovery made near White Shield Creek in western Oklahoma. An amazingly vigorous selection with impressive leathery lustrous dark green foliage. One of the most thorn-free forms on the market. Amazingly tough! HT. 30-40', SP. 30-50'

PAWPAW

Pawpaw

(*Asimina triloba*) — An interesting native tree with large, dark green foliage that has a semi-tropical appearance. The fruits of this tree have a wonderful custard-like texture with a sweet banana/pear-like flavor. Plant two or more trees for best pollination. HT. 15-20', SP. 15-20'

- **'Prolific'** — Produces large fruits with yellow flesh and excellent flavor.
- **'Rappahannock'** — A Peterson selection with a sweet flavor and more uniform shape. Fruits are sweet with a firm flesh with only 3% seeds. Plant two or more varieties for best pollination. HT. 15-20', SP. 15-20'
- **'Sunflower'** — As the name implies, this selection comes from the Sunflower State. Selected for its large, butter-colored fruits. Ripens mid-season and tends to have few seeds. It is reported by some to be self-fertile.
- **'Wabash'** — Sweet, rich-flavored fruits with medium-firm, creamy smooth, yellow to pale orange. Named Wabash because the fruits resemble cannonballs. If you're a K-State fan... this one is a must! Plant two or more varieties for best pollination. HT. 15-20', SP. 15-20'

PEACH

Bonfire Flowering Peach

(*Prunus persica*) — An ornamental, natural dwarf peach with colorful pink flowers in the spring and showy red-burgundy leaves. Although this selection can produce fruit, it is typically small and of poor quality. Plant it for its looks! HT. 4-6', SP. 4-6'

PECAN

Hardy Pecan

(*Carya illinoensis*) — Beautiful, large tree with lustrous, dark green foliage. Produces great tasting nuts that can be eaten raw or used for cooking. Our trees are grown from the hardiest, northern seed sources available. Plant two or more

to insure good pollination. HT. 50-60', SP. 40-50'

- **NEW! 'Oswego'** — An open pollinated seedling of 'Greenriver'. Good nuts and shells well. Grafted. HT. 50-60', SP. 40-50'
- **NEW! 'Shepard'** — Produces well-filled nuts with a good flavor. Parent trees grow in north central Missouri. Grafted. HT. 50-60', SP. 40-50'

PERSIMMON

Common Persimmon

(*Diospyrus virginiana*) — Another one of our native trees. Fairly upright habit with lustrous green leaves. Produces golfball-sized, pale orange fruits that are highly sought after by both wildlife and people. HT. 40-50', SP. 20-30'

- **NEW! 'Elmo'** — Nice orange fruit with a good flavor. Heavy bearer. Disease and pest resistant. HT. 40-50', SP. 20-30'
- **NEW! 'Garretson'** — Small to medium-sized fruits with a rich orange color, good flavor and small seeds. High yields. Partly self-fertile. HT. 40-50', SP. 20-30'
- **'Meader'** — Medium-sized fruits approximately 1 1/2" in diameter. Outstanding, very sweet flavor. Self-fertile form. Fruits will be seedless if not pollinated by male flowers.
- **'Prok'** — Large fruits, 2 1/4" in diameter on average, orange in color, juicy and very sweet when ripe. Rated one of the best tasting forms. A self-fertile form that will produce seedless fruits if a male pollinator is absent.

PLUM

American Plum

(*Prunus americana*) — A small native tree that is excellent for wildlife plantings because of the highly edible fruits which are borne in abundance. Very easy to grow. Extremely hardy and drought tolerant. White flowers early in the spring. HT. 15-20', SP. 15-20'

Big Cis Purpleleaf Plum

(*Prunus x cistina* 'Schmidtcs') — A branch sport of Cistina Plum with the same reddish-purple foliage all season long. Makes a nice small ornamental tree. HT. 10-15', SP. 8-12'

Newport Purpleleaf Plum

(*Prunus cerasifera* 'Newport') — Foliage is reddish-purple all summer. Hardy upright grower. HT. 15-20', SP. 15-20'

Sandhill Plum

(*Prunus angustifolia*) — This Kansas native is popular for wildlife habitat plantings. It is also widely sought after by folks that love to use their fruits to make jams, jellies and wines. Has more of a shrubby character with a suckering habit. HT. 4-8'; SP. 5-10'

POPLAR

Theves Poplar

(*Populus nigra* 'Theves' ('Afganica')) — Considered to be an improved Lombardy Poplar, this selection has a similar narrow, upright habit and rapid growth but with improved canker resistance. HT. 50-60'; SP. 8-10'

REDBUD

Eastern Redbud

(*Cercis canadensis*) — Common native Redbud with showy rose-pink flowers. Good patio and lawn tree. A 2004 Pride of Kansas Selection. HT. 20-30'; SP. 20-30'

- **'Burgundy Hearts'** ('GRESWAN') — New leaves emerge a rich red-purple and remain burgundy throughout the season. Pink-lavender flowers in the spring, typical of the species. Considered to be an improvement over 'Forest Pansy'. HT. 20-30'; SP. 20-30'
- **'Flame Thrower'** ('NC20116-2') — Redbud Lavender-pink flowers in the early spring followed by leaves that emerge burgundy-red, then turning bright yellow and green as they age. Stunning color! HT. 15-20'; SP. 15-20'
- **'Golden Falls'** ('NC2015-12') — Beautiful weeping habit with stunning golden foliage. Leaf color holds well in the sun and heat. Lavender-pink flowers in the spring. HT. 6-10'; SP. 4-8'
- **NEW! 'Midnight Express'** ('RNI-RCC3') — Large dark burgundy foliage with emerald green hints in the summer. Lavender-pink flowers. Grows in an upright manner. HT. 15-20'; SP. 15'
- **'Royal White'** — A selection made from the University of Illinois for outstanding and abundant white flowers. Flowers are slightly larger than typical white Redbud. HT. 20-30'; SP. 20-30'
- **NEW! 'Rise & Shine'** ('JN15') — A cool selection with yellow foliage! Leaves emerge a bright apricot-orange then mature to a golden-peachy color. Leaf color is reported to hold up well through the summer heat. This would make a stunning specimen. HT. 15-20'; SP. 15-20'

- **'Ruby Falls'** — A weeping, red-purple leaf form! This selection gets its weeping habit from 'Lavender Twist' and its red-purple foliage from 'Forest Pansy'. Introduced from a NC State University breeding program. Very cool! HT. 6-10'; SP. 8-12'

Texas Redbud

(*Cercis canadensis* subsp. *texasensis*) — An extremely popular and beautiful species. Leaves are dark green, extremely glossy and tend to be thicker than those of Eastern Redbud. Flowers are produced in abundance in early spring. Does very well in our summer heat. Plant in well-drained soil. HT. 15-20'; SP. 15-20'

- **'Oklahoma'** — Abundant flowers emerge early in the spring and are a deep rose-red. Leaves are dark green and extremely glossy, looking almost like they have been waxed. HT. 15-20'; SP. 15-20'
- **'Merlot'** (C. x 'Merlot') — A great selection, created by crossing the purple-leaved, 'Forest Pansy' with the glossy-leaved, Texas Redbud. The result is a tree with wonderful dark blood-red to purple foliage and superior heat tolerance. More dense than 'Forest Pansy'. HT. 15-20'; SP. 15-20'

SASSAFRAS

Common Sassafras

(*Sassafras albidum*) — This tree can actually be found growing natively in extreme south-eastern Kansas; however, it is borderline hardy here. Still is an interesting tree to experiment with. Loved for its outstanding yellow, deep orange, scarlet and purple fall color. HT. 10-20'; SP. 10-20'

SERVICEBERRY

Serviceberries, also known as Juneberries, are an exceptional group of plants. Although selections are numerous, all can be expected to have similar characteristics. Showy white flowers start things off early in the spring. By June, those flowers have produced numerous small berry-like fruits that go through a wonderful progression of colors, changing from green to bright red and finally to bluish-purple. These fruits are highly edible and loved by birds. However, if you can beat them to it, you can enjoy a wonderful harvest of sweet, juicy berries all for yourself. Fall color finishes the season with leaves changing

to brilliant golds, oranges, and reds.

Apple Serviceberry

(*Amelanchier x grandiflora*) — This is a more vigorous hybrid form with larger flowers. HT. 20-30'; SP. 10-15'

- **'Autumn Brilliance'** — A faster growing selection with better than average ornamental characteristics. A 2001 Pride of Kansas selection.

Shadblow Serviceberry

(*Amelanchier canadensis*) — A more shrub-like species that develops into a multi-stemmed plant. Showy white flowers in the spring, followed by a heavy set of sweet, juicy, purple-black fruits in June. Impressive fall color varies from yellow to orange to red. Very hardy plant, great for birds. HT. 10-20'; SP. 10-20'

*See SHRUB section for other Serviceberry selections.

SEVEN-SON FLOWER

Seven-Son Flower

(*Heptacodium miconioides*) — An exciting introduction from China! This large arching shrub or small tree has glossy dark green leaves and creamy-white, fragrant flowers late in the summer. One of its best attributes is its persistent, showy, reddish-pink sepals (that's plant talk for part of the floral structure). They create a flower-like display that is effective through the fall. With good winter hardiness and floral display that resembles Crapemyrtle, it has been nicknamed by many as the "Crapemyrtle of the North." HT. 10-20'; SP. 10-15'

- **NEW! 'Tianshan'** ('MINHEP') — A smaller version of this impressive plant. Can be used as a large shrub or pruned into a small tree. Named for the mountain range in China this species comes from. HT. 8-12'; SP. 5-7'

SMOKETREE

Grace Smoketree

(*Cotinus x 'Grace'*) — A vigorous hybrid from a Velvet Cloak Purple Smoketree x American Smoketree cross. Massive pink, smoke-like flower panicles, 14" high by 11" wide. Foliage is blue-green with a light red coloration on new growth. Vibrant red, orange, yellow fall color. HT. 15-20'; SP. 15-20'

Royal Purple Smoketree

(*Cotinus coggygria* 'Royal Purple') — Brilliant purple colored foliage that keeps its color

all season long. Feathery plumes cover the plant in mid-summer. HT. 10-15', SP. 10-15'

SNOWBELL

Snowcone Snowbell

(*Styrax japonica* 'JFS-D') — This form was selected for its dense, more uniform habit along with its dark green, fine textured foliage and wonderful spring flowers. We recommend a moist, but well-drained location for best performance. HT. 20-25', SP. 15-20'

SWEETGUM

Sweet Gum

(*Liquidambar styraciflua*) — Pyramidal shape when young, becoming a large rounded tree with age. Large star-shaped leaves. Rich green foliage in summer and very colorful in fall. HT. 50-60', SP. 30-40'

SYCAMORE

American Sycamore

(*Platanus occidentalis*) — One of our most impressive native trees. Can develop into a very large tree with a massive trunk and impressive wide-spreading, open crown. Especially beautiful in the winter when the white bark seems to shine in the winter sun. HT. 60-80', SP. 60-80'

London Planetree

(*Platanus x acerfolia* 'Bloodgood') — Also called the European Sycamore. This tree resembles American Sycamore but is much more disease resistant. Rapid grower, excellent lawn and street tree. HT. 60-80', SP. 60-80'

- **'Bloodgood'** — A popular selection with good resistance to the anthracnose that plagues our native sycamore. Fast-growing with showy bright creamy to olive-green bark. Widely planted. HT. 60-80', SP. 60-80'
- **'Exclamation'** ('Morton Circle') — Uniform growth and a strong central leader. Good resistance to anthracnose. Makes an attractive, fast-growing shade tree. Showy bright creamy to olive-green bark. Wonderful for winter effect. Introduced through the Chicagoland Grows program. HT. 60-80', SP. 35-40'

TULIPTREE

Tuliptree

(*Liriodendron tulipifera*) — Rapid growing tree of pyramidal shape. Large bluish-

green leaves which color in the fall. HT. 50-60', SP. 40-50'

- **NEW! 'Emerald City'** (JFS-Oz) — A uniform selection with a good dominant central leader and nice symmetrical habit. Dark green, glossy summer foliage changes to bright yellow in the fall. HT. 50-80', SP. 25-40'

VIBURNUM

Prairie Classic Viburnum

(*Viburnum* x 'LadClass') — A chance seedling, suspecting of being a cross between Rusty Blackhaw and Nannyberry Viburnum. Beautiful white flowers in the spring, dark green, glossy foliage in the summer changing to a blend of orange, red and yellow in the fall and showy fruits transiting from green in the summer to pink and then blue by fall, remaining on the tree into the winter. There's something for every season! Introduced by Classic Viburnums of Nebraska. HT. 10-15', SP. 10-12'

Forest Rouge Viburnum

(*Viburnum prunifolium* 'McRouge') — A tree form with great fall color. Creamy-white flowers in the spring produce highly edible pinkish rose to black fruits late in the summer through the fall. Used for preserves since colonial times. HT. 10-15', SP. 10-15'

WALNUT

Black Walnut

(*Juglans nigra*) — Large, native tree. Produces an abundant crop of great tasting walnuts. Very tough and easy to grow. Self-pollinating. HT. 50-60', SP. 40-50'

WITCHHAZEL

Arnold Promise Witchhazel

(*Hamamelis* x *intermedia* 'Arnold Promise') — A nice small tree or large shrub for lightly shaded areas. Prized for its unusual, clear yellow, fragrant flowers that emerge late in the winter, often starting into bloom in February! Fantastic fall color is a combination of yellow, orange, red and purple. HT. 15-20', SP. 15-20'

WILLOW

Golden Weeping Willow

(*Salix alba* 'Tristis') — A beautiful weeping tree with brilliant golden branches. Growth hangs clear to the ground and makes a

stunning specimen. Will thrive in moist soils. HT. 40-50', SP. 40-50'

Golden Curls Willow

(*Salix matsudana* 'Golden Curls') — A hybrid form with twisted, cork-screw-like branches. The youngest stems are bright gold through the winter with older branches being more golden-brown. Good for winter interest. Stems are useful in flower arrangements. HT. 30-40', SP. 20-23'

YELLOWWOOD

Yellowwood

(*Cladrastis kentukea*) — Probably one of the prettiest summer blooming trees. Flowers are white and borne in large (8-14") loose clusters over the entire tree. A very impressive sight. HT. 30-40', SP. 30-40'



SHRUBS

ABELIA

Glossy Abelia

(Abelia x grandiflora) — Broadleaf evergreen shrub with glossy, dark green foliage. White, fragrant flowers emerge late in the summer and continue on until frost. Comes through the winter best in protected locations. May freeze back in hard winters. HT. 3-5'; SP. 3-5'

ALMOND

Double Pink Flowering Almond

(Prunus glandulosa 'Rosea Plena') — Very popular shrub with an outstanding floral display early in the spring. Literally covered with a wonderful, double-pink blossoms. Plant in well-drained soils and give it plenty of sunshine. HT. 3-5'; SP. 3-4'

ALTHEA (Rose-of-Sharon)

(Hibiscus syriacus) — Upright growing shrub with hollyhock-like flowers. Blooms Aug.-Sept. An old-time favorite and a good choice for color late in the summer. HT. 8-10'; SP. 5-6'

- **'Blueberry Smoothie'** ('DS01BS') — Double flowers of purplish-blue. A heavy bloomer that just keeps going all summer.
- **'Chateau de Chambord'** ('Minsyre10') — A heavy bloomer with flowers of rose-pink with a deep red-violet center. HT. 4-6'; SP. 4-5'
- **'Chiffon Blue'** ('Notwoodthree') — Rich blue flowers with a lacy center. HT. 8-12'; SP. 6-10'
- **'Chiffon Dark Lavender'** ('SMNHSPCL') — Rich, dark lavender flowers with a lacy center. Blooms heavily. HT. 8-12'; SP. 6-10'
- **NEW! 'Chiffon Magenta'** ('Rwoods5') — Magenta-purple, semi-double flowers. Heavy bloomer! HT. 8-12'; SP. 6-10'
- **'Diana'** — White, single flowering form with blooms that will stay open into the night. HT. 8-12'; SP. 6-10'
- **'Fiji'** ('Minspot') — Semi-double flowers, light pink with splashes of red in the center. HT. 5-8'; SP. 4-7'
- **'French Cabaret Red'** ('Mindour 1')

- Double flowers of deep red that resemble carnations. Seeds are sterile. HT. 5-8'; SP. 4-7'
- **'French Cabaret Purple'** ('Mindour 5') — Double flowers of purple-violet that resemble carnations. Seeds are sterile. Pruning hard in early spring will help promote abundant flowering. HT. 5-8'; SP. 4-7'
- **'Lil' Kim'** ('Antong Two') — Finally, a dwarf Rose-of-Sharon! This heavy bloomer has white flowers with a showy red eye, all on a plant that stays much shorter than other selections. Introduced from South Korea. HT. 3-4'; SP. 3-4'
- **'Raspberry Smoothie'** — A heavy bloomer with beautiful double, fuchsia-raspberry flowers.
- **'Tahiti'** ('Mineru') — Deep pink-purple, semi-double flowers with a deep red center. HT. 5-8'; SP. 4-7'

AZALEA

Azaleas can be quite successful if attention is paid to detail when growing them. Site them on the north or east side of your house for protection against the summer heat and winds. Plant them in soil that has been heavily amended with compost or peat moss and treated with soil sulfur to provide an acidic root environment. Keep mulched and don't forget to water through dry weather. Fertilize with an azalea food on a regular basis.

Bloom-A-Thon Hybrids

(Rhododendron 'Bloom-A-Thon Hybrids') — This group of azaleas blooms great in the spring and then reblooms over the rest of the season. HT. 3-5'; SP. 3-5'

- **'Pink'** — Double, pink flowers.
- **'Red'** — Bright red flowers.

Girard Hybrids

(Rhododendron 'Girard Hybrids') — Very hardy, large flowering evergreen azalea. Foliage turns reddish in the late fall and remains the rest of the winter. One of the best evergreen azaleas for our area. HT. 3-4'; SP. 3-4'

- **'Crimson'** — Very large crimson flower.
- **'Fuchsia'** — Dark reddish-purple flowers.

Northern Lights Hybrids

(Rhododendron 'Northern Lights Hybrids') — Extremely hardy (to -40°F) deciduous azalea. These selections are actually from a Minnesota breeding program, so you know they can handle Kansas winters. Compact growth. HT. 3-4'; SP. 3-4'

- **'Electric Lights Red'** ('UMNAZ 633') — Fire engine red flowers.
- **'Lemon Lights'** — Lemon-yellow flowers.
- **'Gibraltar'** — Flame orange flowers.
- **'Mandarin Lights'** — Brilliant, mandarin-orange-colored flowers. HT. 4-5'; SP. 4-5'
- **'Rosy Lights'** — Rosy-pink flowers.

BARBERRY

Concorde Barberry

(Berberis thunbergii var. atropurpurea 'Concorde') — This compact, dwarf introduction has shown itself to hold a better deep purple-red color through the heat of the summer than 'Crimson Pygmy'. Considered by experts to be one of the best! HT. 18-24"; SP. 2-3'

Golden Nugget Barberry

(Berberis thunbergii 'Monlers') — A dense, compact Barberry with brilliant golden foliage. Great for small areas. HT. 12-18"; SP. 18-24"

Golden Ruby Barberry

(Berberis thunbergii 'Goruzam') — Similar to 'Crimson Pygmy' in habit but with orange-red foliage. New growth emerges blood red and then as leaves mature they develop a golden margin. Striking variegation! HT. 18-24"; SP. 18-24"

Helmond Pillar Barberry

(Berberis thunbergii var. atropurpurea 'Helmond Pillar') — A narrow, upright form with deep purple-red leaves. Narrow, columnar form makes a striking statement in the landscape. HT. 3-5'; SP. 1-2'

Orange Rocket Barberry

(*Berberis thunbergii* 'Orange Rocket') — An upright, columnar form with vibrant coral-orange new growth. Bright orange-red fall color. HT. 3-4', SP. 1-2'

Pygmy Ruby Barberry

(*Berberis thunbergii* 'Pygruzam') — Compact form with shiny, deep red leaves. HT. 12-18", SP. 2-3'

Rosy Glow Barberry

(*Berberis thunbergii* var. *atropurpurea* 'Rosy Glow') — Leaves are a stunning blend of rose-pink and deep blood-red. New growth shows the most intense color variation, while older leaves tend to mature to a more uniform deep reddish-purple. Prefers full sun. HT. 4-5', SP. 4-5'

BEAUTYBERRY

Purple Pride Beautyberry

(*Callicarpa dichotoma* 'Issai') — A graceful, rounded shrub with delicately arch branches, covered with lavender-pink flowers late in the summer that give way to a massive display of bright violet-purple fruits in the fall. Prune heavily in the spring for a fuller plant and stronger fruit production. HT. 3-4', SP. 3-4'

BLADDERNUT

American Bladdernut

(*Staphylea trifolia*) — An interesting native shrub found growing in timbered areas. Develops into a large, multi-stemmed, suckering shrub. Produces three-lobed, Chinese lantern-like seed capsules in the fall, each containing up to several seeds, creating a "bladder nut". HT. 6-8', SP. 6-8'

BLUE-MIST SHRUB

Blue-spirea are also commonly known as Bluebeard or Blue-mist Shrub and are in fact not actually Spireas at all. Technically these plants aren't even considered true shrubs, but instead classified as subshrubs which means they act kind of like a shrub and kind of like a perennial. Plan on cutting them back hard each spring to start the season, much like you would with the perennials in your garden. Plant them in full sun and well-drained soil. This is a great plant for butterfly gardens.

Beyond Midnight Bluebeard

(*Caryopteris x clandonensis* 'CT-9-12') — A small shrub of tight and compact habit, with deep blue flowers in late summer to

early fall. Dark, glossy foliage is aromatic. For best results cut back each spring. Attractive to butterflies, bees and other beneficial insects. HT. 24-30", SP. 24-30"

Blue Balloon Bluebeard

(*Caryopteris x clandonensis* 'Korball') — Beautiful purple-blue flowers from late summer and into the fall. A great plant for butterflies. For best results, treat as a perennial and cut back to 3-6" each spring. Plant only in well-drained soil. HT. 2-2 1/2', SP. 2-3'

Dark Knight Bluebeard

(*Caryopteris x clandonensis* 'Dark Knight') — A small flowering shrub with deep blue-purple flowers late in the summer and into the fall. Leaves have a nice silvery-gray cast to them. For best results, treat as a perennial and cut back to about 3-6" each spring. Must have well-drained soil. HT. 2-3', SP. 3-4'

BOXWOOD

Green Gem Boxwood

(*Buxus x 'Green Gem'*) — A tough hybrid boxwood from a Canadian breeding program. Great winter hardiness with good green color. Slow growing and naturally globe shaped. Requires very little pruning. HT. 2-3', SP. 2-3'

Green Mountain Boxwood

(*Buxus x 'Green Mountain'*) — A hybrid boxwood with great winter hardiness and outstanding foliage and a slightly upright growing habit. Dark green leaves through the growing season, bronzing slightly through the winter. HT. 3-5', SP. 2-3'

Green Tower Boxwood

(*Buxus sempervirens* 'Monrue') — A very narrow growing form, perfect for use as an accent plant or narrow hedges. Tolerates trimming nicely, and doesn't bronze out through the winter. HT. 6-8', SP. 18-24"

Green Velvet Boxwood

(*Buxus x 'Green Velvet'*) — A vigorous, globe-shaped, hybrid boxwood with dark green foliage that retains its color in the winter. Excellent plant for hedges and borders. Very hardy! HT. 3-4', SP. 3-4'

Little Missy Boxwood

(*Buxus microphylla* 'Little Missy') — Dwarf, compact form with good green color year-round. Highly resistant to disease. HT. 24-30", SP. 2-3'

Wintergreen Korean Boxwood

(*Buxus microphylla* var. *koreana*) — A Korean Boxwood selection with handsome light green foliage and very small leaves. Growth is very dense, making it great for small hedges. Extremely winter hardy. HT. 3-4', SP. 3-4'

BUCKEYE

Bottlebrush Buckeye

(*Aesculus parviflora*) — An absolutely stunning, large flowering shrub. Wide-spreading, suckering habit with dark green summer foliage changing to yellow in the fall. Covered with upright, 8-12" long panicles of white flowers early in the summer. Spectacular!!! HT. 8-12', SP. 8-15'

BUCKTHORN

Fine Line Buckthorn

(*Rhamnus frangula* 'Ron Williams') — A neat introduction that combines the fern-like foliage of the Willowleaf Buckthorn with the narrow, upright habit of the Columnar Tall Hedge Buckthorn. Would make a great accent plant in a shrub border or in a perennial planting. HT. 5-7', SP. 2-3'

BURNING BUSH

Cole's Compact

(*Euonymus alatus* 'Cole's Compact') — A compact form that has been around for a long time. Dense growth with foliage that's a little finer than the species. Blazing red fall color. Easy to grow, easy to trim. HT. 4-8', SP. 4-6'

Compact Burning Bush

(*Euonymus alatus* 'Compactus') — Also called Dwarf Winged Euonymus, Dwarf Burning Bush, and sometimes just plain old Burning Bush. A much more compact, slower growing form of the species made popular because of its brilliant red fall color. HT. 4-6', SP. 4-5'

BUTTERFLY-BUSH

Butterfly-bush

(*Buddleia davidii*) — A fast growing, medium-size shrub with stunning lilac-like flowers through the heat of the summer and on into the fall. Flowers come in a variety of colors. Will grow and bloom best if pruned nearly to the ground each winter. Great for attracting butterflies and hummingbirds as well as adding a lot of summer color to the garden. Plant in full sun and well-drained soil.

- **'Black Knight'** — Very dark violet-purple with large panicles. Our most popular variety. HT. 5-8'; SP. 4-6'
- **'Funky Fuchsia'** ('PIIBD-II')—Dark green foliage and rich, reddish-pink flowers. The habit is more rounded and upright than others. Fragrant. HT. 4-6'; SP. 4-6'
- **'Groovy Grape'** ('PIIBD-I')—Rich, violet-purple flowers arching 8 to 10 inches long. More rounded and upright than others. Fragrant. HT. 4-6'; SP. 4-6'
- **'Miss Molly'** — Sangria-red flowers with a nice compact habit. This introduction from NC State University is an offspring of 'Miss Ruby' and is the most red of any Butterfly Bush to date. HT. 3-5'; SP. 3-5'
- **'Miss Ruby'** — Bright reddish-pink flowers on a compact plant. Introduced by the JC Raulston Arboretum in North Carolina. HT. 3-5'; SP. 3-5'
- **'Miss Violet'** — Loads of dark purple-violet flowers. Compact full habit. Seedless. HT. 3-5'; SP. 3-5'
- **'Pink Delight'** — Fragrant, true pink flowers in panicles 12-15" long. HT. 4-6'; SP. 4-6'
- **'Pink Micro Chip'** — A small plant with an abundance of orchid pink flowers. HT. 18-24"; SP. 18-24"
- **'Pugster Blue'** ('SMNBDBT') — This plant may be smaller but the flowers aren't! Dwarf, compact growth with full sized flowers. HT. 2-3'; SP. 2-3'
- **'Pugster Periwinkle'** ('SMNBDO') — A small plant with big flowers! This heavy bloomer produces large panicles of light purple flowers. Because of their thick, strong stems, it has better hardiness and winter survival than other dwarf varieties. HT. 2-3'; SP. 2-3'
- **'Pugster Pinker'** ('SMNBDB') — Full-sized panicles of rich pink flowers on a smaller, more dwarf plant. HT. 2-3'; SP. 2-3'
- **'Pugster White'** ('SMNBDW') — Full-sized, pure white flowers on a small compact plant. Blooms all summer. HT. 2-3'; SP. 2-3'
- **'Psychedelic Sky'** ('PIIBD-III')—Prolific clear blue to light purple flowers on upright stems. Blooms throughout the summer and into the fall. Fragrant! HT. 4-6'; SP. 4-6'
- **'Royal Red'** — Rich purple-red flowers on large panicles. Fragrant. HT. 5-8'; SP. 4-6'

BUTTONBUSH

Buttonbush

(*Cephalanthus occidentalis*) — A tough native shrub, particularly suited to moist or wet locations. Unusual, creamy-

white, globe-shaped flowers through the summer months. Attracts butterflies. Glossy summer foliage. HT. 5-6'; SP. 5-6'

Sugar Shack Buttonbush

(*Cephalanthus occidentalis* "SMCOSS") — A smaller version of a cool native plant. Flowerheads are white, about 1" in diameter, and look like a pincushion from outer space! Tough plant that tolerates wet soils. HT. 3-4'; SP. 3-4'

CHERRY

Nanking Cherry

(*Prunus tomentosa*) — This is a good plant for wildlife plantings. White flowers will develop into bright red, 1/3" cherries. Needs well-drained soil. HT. 6-10'; SP. 10-12'

CHOKEBERRY

Autumn Magic Chokeberry

(*Aronia melanocarpa* 'Autumn Magic') — This is a more compact form of the species with attractive clusters of 1/3", purple-black fruits and a showy mixture of red and purple fall color. Showy clusters of white flowers in the spring and dark green foliage in the summer. HT. 3-5'; SP. 3-5'

Iroquois Beauty Chokeberry

(*Aronia melanocarpa* 'Morton') — This is a beautiful dwarf form with all of the same wonderful characteristics as the species. White flowers in the spring, dark green glossy foliage through the summer and finishing in the fall with abundant clusters of black fruits and wine-red leaves. Height 2-3', spread 3-4'.

McKenzie Black Chokeberry

(*Aronia melanocarpa* 'McKenzie') — This form was selected by the USDA Natural Resources Conservation Service for use in both conservation and landscape plantings. This form is also popular for edible fruit production. Produces abundant clusters of purplish-black juicy fruits high in anthocyanins and flavanoids. HT. 5-7'; SP. 4-6'

CLETHRA

Ruby Spice Clethra

(*Clethra alnifolia* 'Ruby Spice') — One of the best pink-flowering forms. Flowers emerge a rich rose-pink and maintain their color well throughout the blooming season. Does not fade like many other pink forms. HT. 4-6'; SP. 3-5'

CORALBERRY

Indiancarant Coralberry

(*Symphoricarpos orbiculatus*) — An upright, spreading shrub with slender, arching branches. Attractive coral-red fruits cover the stems in the fall and throughout the winter. A great plant for understory plantings or for naturalizing. A native selection. Very tough! HT. 2-3'; SP. 3-4'

COTONEASTER

Cranberry Cotoneaster

(*Cotoneaster apiculata*) — A small shrub with spreading, arching branches covered with small shiny leaves. Pink blossoms line the branches in the spring, followed by red berries in the fall. The fruits look like little cranberries...you figure out the rest. HT. 2-3'; SP. 3-5'

CRAPEMYRTLE

Common Crapemyrtle

(*Lagerstroemia indica*) — Southern landscapes are filled with this plant, providing colorful flowers from summer into the fall and often growing to small tree size proportions. Unfortunately crapemyrtles are not winter hardy enough in our area to be expected to perform similarly. However they can certainly still be enjoyed in our gardens. Mulch heavily and plan on using them as a cut back shrub much like we do with Butterfly-bush. Early in the spring remove any winter-killed wood and wait for new growth to emerge. One word of advice, be patient. Crapemyrtles will be very late to show any signs of life in the spring, often not producing new growth until late May. Planting on southern exposures will provide more winter protection. Another suggestion, crapemyrtles make a great addition into container gardens for lots of summer color on porches and patios. (Some plants could get larger with mild winters.)

TALL FORMS (HT. 4-8'+)

- **'Dynamite'** ('Whit II') — Crimson flower buds that open to bright cherry-red flowers.
- **'Double Dynamite'** ('Whit X') — A strong rebloomer with crimson flower buds opening to bright cherry-red flowers. Foliage emerges a deep burgundy, maturing to a burgundy-green.
- **'Pink Velour'** ('Whit III') — Magenta-pink flowers from summer until fall. Spring

growth is burgundy-red.

- **'Rhapsody in Pink'** ('Whit VIII') — Wine-red new growth and soft pink flowers.
- **'Siren Red'** ('Whit VII') — Dark red flowers. Wine-red new growth.

DWARF FORMS (HT. 3-5')

- **'Bellini Grape'** — Glossy green leaves ascent the grape-purple flowers of this compact form. HT. 3-4'; SP. 3-4'
- **'Bellini Raspberry'** — Bright, raspberry-colored flowers will brighten your summer landscape. HT. 3-4'; SP. 3-4'
- **'Velma's Royal Delight'** — An introduction from Kansas State University with improved winter hardiness. Deep magenta flowers. Will still freeze to the ground in many winters but comes back more reliably than other forms. HT. 3-6'; SP. 3-6'

MINIATURE FORMS (SHORTER THAN 3')

- **'Pocomoke'** — A U.S. National Arboretum introduction with deep rose-pink flowers from mid-summer until frost. HT. 1-2'; SP. 2-3'

DAPHNE

Carol Mackie Daphne

(*Daphne x burkwoodii* 'Carol Mackie') — A beautiful selection with dramatic green and white variegated foliage and light pink, highly fragrant flowers. Needs moist but well-drained soil and light shade. Can be difficult to establish. HT. 2-3'; SP. 3-4'

DEUTZIA

Nikko Slender Deutzia

(*Deutzia gracilis* 'Nikko') — Shorter and more compact than the species. Good white flowers early in the spring. Looks stunning in mass plantings. HT. 1-2'; SP. 2-3'

DIERVILLA

Cool Splash Diervilla

(*Diervilla sessilifolia* 'LPDC Podaras') — Outstanding variegated white and green foliage and the same toughness of the species. Does well in shade or sun. A great choice for mass plantings or naturalized plantings. Prune back hard each spring for best appearance. HT. 3-5'; SP. 3-5'

Nightglow Diervilla

(*Diervilla x splendens* 'El Madrigal') — Dark burgundy leaves last all summer, becoming even more intense red in fall. Bright yellow flowers at the ends of the

branches are adorned by butterflies and pollinators. Compact habit and spreading habit. Tough! HT. 2-3'; SP. 2-3'

DOGWOOD

Gray Dogwood

(*Cornus racemosa*) — This plant is tough and is in fact native over much of the eastern half of the United States. It will grow just about anywhere from full sun to heavy shade and in soils that are wet or dry and everything in between. Creamy-white flowers in the spring and small white fruits in the later summer. Tends to have reddish fall color. Great for naturalizing areas and for wildlife. Has a suckering tendency. HT. 8-15'; SP. 8-15'

- **'Muskingum'** ('Muszam') — A tough plant for just about any site. Small size and spreading habit make it a great choice for mass plantings in tough areas. Beautiful brick-red fall color and luminous white clusters of berries add to the display. Very low maintenance plant. HT. 18-24'; SP. 3-4'

Red Stem Dogwood

(*Cornus sericea*) — This plant is best known for its stunning winter show of brightly colored stems. A fast grower that loves moist sites. Will produce an abundance of small, creamy-white berries that birds really love. We carry several selections, and all perform well if given a little extra water through dry stretches of summer. When you are thinking about adding winter color into your landscape, keep these plants in mind. HT. 8-10'; SP. 8-10'

- **'Arctic Fire'** (*Cornus stolonifera* 'Farrow') — Bright red winter stems and a compact habit. Great for winter interest. Likes moist soil. Cut back aggressively every other year for best stem color. HT. 3-5'; SP. 3-5'
- **'Ivory Halo'** (*C. alba* 'Bailhalo') — A compact selection of Redstem Dogwood with dramatic green and white variegated foliage and brilliant, blood-red winter stems. The red stem color intensifies in the fall and winter. This is a great plant for adding color into the garden throughout the year. For added effect, plant against a backdrop of evergreens, a fence, or a wall. HT. 5-6'; SP. 5-6'

ELDERBERRY

American Elderberry

(*Sambucus canadensis*) — A neat, tough, native shrub great for wildlife and the

garden. This plant is best known for its prized sweet purple-black fruits. Can be used for jellies, pies, juice and wine; don't forget the birds love them too! Large clusters of white flowers in early summer. Great for naturalizing. If you are growing them for their fruits, prune sparingly. Plant with another variety for best fruit production. For best appearance for landscape use, prune hard each spring.

- **'Adams'** — Selected for its abundant fruit production and grown commercially. HT. 6-10'; SP. 8-12'
- **'Bob Gordon'** — A very productive selection! Fruit clusters are large and tend to hang downward, making them more difficult for birds to get to.
- **'Nova'** — Large, sweet fruits and abundant production. Great for jams, pies, wine or just for attracting birds.
- **'York'** — Larger fruits than most other selections. Great for jams, pies, wine or just for attracting birds.

EUONYMUS

Manhattan Euonymus

(*Euonymus kiautschovicus* 'Manhattan') — Medium to large leaf variety of Spreading Euonymus that supposedly was discovered in Manhattan, Kansas. Has very deep green, glossy foliage that is more resistant to winter leaf burn. Can easily be sheared to make hedges. This is very attractive shrub that adds a nice richness to a landscape. HT. 4-6'; SP. 5-6'

Wintercreeper Euonymus

(*Euonymus fortunei*) — This is a variable species with selections having just about any foliage color you could imagine. All are broadleaf evergreens, meaning they keep their foliage through the winter. Many will take on a burgundy to purple foliage color in the winter. They will do well in full sun and in considerable shade.

- **'Canadale Gold'** — Large, bright yellow and green variegated leaves. HT. 3-4'; SP. 3-4'
- **'Emerald 'n Gold'** — Emerald green foliage with a vibrant gold edge. One of the most popular forms we carry. HT. 1-2'; SP. 2-3'
- **'Gaiety'** ('Emerald Gaiety') — Dense plant with emerald-green leaves edged with creamy-white. HT. 1-2'; SP. 2-3'
- **'Moonshadow'** — Dense, compact form with wavy, light yellow leaves, edged with thin green margins. HT. 1-2'; SP. 2-3'

FALSESPIREA

Ashleaf Falsepirea

(*Sorbaria sorbifolia*) — Outstanding, large white flowers in June. Suckers to form colonies over time. Useful for borders, mass plantings, and bank covers. HT. 6-8'; SP. 5-10'

- **'Sem'** — This is a more dwarf variety with the added plus of having more colorful foliage as well. Leaves emerge reddish-bronze, changing to chartreuse as the season develops. Bears abundant white flowers during the summer. HT. 3-4'; SP. 3-4'

FILBERT (Hazelnut)

American Filbert

(*Corylus americana*) — A large suckering shrub that can be found growing natively in our area. Produces an abundant crop of sweet, edible nuts. Critters love them! Plant two or more for adequate cross pollination. HT. 6-10'; SP. 6-10'

FORSYTHIA

Magical Gold Forsythia

(*Forsythia x intermedia* 'KolGold') — An introduction from Germany with a smaller growth habit and an intense floral display of bright, golden-yellow flowers early in the spring. A real show stopper when in full bloom. Stems can be cut late in the winter and forced inside for an early sign of spring. HT. 4-5'; SP. 4-6'

FOTHERGILLA

Blue Shadow Fothergilla

(*Fothergilla major* 'Blue Shadow') — A blue-leaved sport of 'Mt. Airy' with all of the same wonderful ornamental qualities of its parent plant. White, bottlebrush-like flowers in the spring and rich red, orange and yellow foliage in the fall. Likes moist, well-drained soil and light shade. HT. 4-6'; SP. 3-5'

HOLLY

Although most people don't realize it, Hollies come in a wide variety of shape and sizes. Some Hollies have evergreen foliage while some are deciduous. Some produce red fruits while others bear fruits that are black. Some have the foliage that we all tend to think of at Christmas time while others have small, rounded leaves like a boxwood. And the one that really gets people confused, some are male

and some female. That is important to keep in mind because if fruit production is what you are after, only the female forms have the ability to produce fruits, but only if there is an appropriate male form to serve as a pollinator. With so much diversity, there really is a holly for almost every planting situation.

Inkberry

(*Ilex glabra*) — One of the toughest evergreen Hollies for our part of the country! Dark green, lustrous leaves adorn the plant through the summer and the winter. Will grow in both sun and shade and is very tolerant of most soil conditions, including damp sites. Prune heavily in early spring to maintain a full, dense bush.

- **'Shamrock'** — A slower growing, more compact form. Leaves are dark green throughout the year. Very tolerant of heavy pruning. Supposedly a male selection, but we have frequently seen fruit on them here so evidently it doesn't read the same books we do. HT. 3-4'; SP. 3-4'

Japanese Holly

(*Ilex crenate*) — A small-leaved holly with an appearance very similar to boxwood. Female forms produce small black fruits borne under the foliage. Very tolerant of trimming and shearing. Plant in protected locations for best success. Height and spread vary with selection.

- **'Sky Pencil'** — A tall, narrow selection introduced by the U.S. National Arboretum. Dark green, glossy foliage and a very strict upright habit. Use as a dramatic accent or as a sculptural element for the garden. HT. 6-8'; SP. 2-3'

Meserve Holly Hybrids

(*Ilex x meserve*) — This group of hybrids are made up of forms that were selected for their increased winter hardiness as well as other desirable ornamental characteristics. Foliage has the traditional scalloped edge shape and fruits are a shiny deep red. Plant in shade to partial shade. Size and shape will vary by selection.

- **'Berri-Magic Royalty'** — Use this selection when you only have room for one plant. Each pot contains both a 'Blue Prince' and a 'Blue Princess' Holly, satisfying the plant's pollination needs while still producing fruit. HT. 4-5'; SP. 4-5'
- **'Castle Spire'** ('Heckenfee') — A compact, pyramidal form with beautiful,

lustrous, dark green leaves and bright red berries. Use as a foundation plant or as an accent. Use 'Castle Wall' as a similar looking male pollinator. HT. 5-10'; SP. 3-4'

- **'Castle Wall'** ('Heckenstar') — A broadly columnar to pyramidal selection with wonderful dark green foliage. Use as a foundation plant or an accent. A male selection, useful as a pollinator for 'Castle Spire' if a similar look is desired. HT. 5-10'; SP. 3-4'
- **'Red Beauty'** ('Rutzan') — This is a dramatic hybrid selection that combines Meserve Holly and Perny Holly to create a fantastic landscape plant. A narrow, conical form with dark glossy foliage and bright red fruits. This is a female selection. Use 'Blue Prince' as a male pollinator. HT. 5-8'; SP. 3-4'
- **'Sallywag'** ('Monnieves') — A sport of 'Little Rascal' with a slightly larger, more upright growth habit, but still retaining a good compact character. Foliage is rich dark blue-green in the summer changing to deep purple in the winter. This also is a male selection, so it will not produce any fruit. HT. 3-4'; SP. 3-4'

Winterberry

(*Ilex verticillata*) — These Hollies lose all of their leaves in the winter, but retain large quantities of brightly colored, pea-sized, red to orange fruits that literally cover the stems through the winter. As well as being highly ornamental, the fruits are much sought after by birds as a winter food source. Plants are much hardier than evergreen types of Hollies and can be planted in full sun to light shade. Very tolerant of heavy soils. As with other Hollies, both male and female plants must be present for fruit production. Size varies with selection.

- **'Jim Dandy'** — A male selection also called 'Dwarf Male'. A strong pollinator used with early blooming female forms. Use as a pollinator for 'Berry Heavy', 'Berry Nice' and 'Red Sprite'. HT. 4-6'; SP. 4-5'
- **'Red Sprite'** — Most dwarf of any, with the largest fruit of all. Bright red fruits are 1/2" and stay on the plant for months. Pollinated by 'Jim Dandy'. HT. 3-5'; SP. 3-5'
- **'Wildfire'** ('Bailfire') — A heavy fruiting female selection. Stems will be loaded with bright red berries in the fall and on into the winter. Pollinate with 'Jim Dandy'. HT. 6-8'; SP. 6-8'

HYDRANGEA

Bigleaf Hydrangea

(*Hydrangea macrophylla*) — An old-fashioned favorite, much sought after because of their unique rich blue flowers, Bigleaf Hydrangea can add a new dimension to your garden. Large clusters of flowers adorn the plant in June-July. Bold, lustrous, dark green foliage provides an excellent garden texture throughout the growing season. Flowers come in two forms, large snowball types and delicate lacecaps. Flowers range from pink to blue depending on soil conditions. In more alkaline soils, flowers will be more pink while it takes acidic soils and aluminum to produce the famous blue flowers. You will need to amend your soil with the appropriate product to produce the desired results. Plant in a protected, shaded site and mulch heavily in winter to protect flower buds. HT. 3-5'; SP. 3-4'

- **'BloomStruck'** ('PIIHM-II') — Huge blooms on the ends of stout, red-purple stems and best yet, they bloom on old and new growth! Foliage has better heat tolerance than other selections that tend to wilt severely in mid-day summer heat. HT. 3-5'; SP. 3-5'
- **NEW! 'Eclipse'** ('Baillacseven') — Dark purple-black leaves and cranberry to purple blooms. HT. 3-5'; SP. 3-5'
- **'Nantucket Blue'** ('Grenan') — A re-blooming selection with beautiful large blooms, produced on both old and new wood. Flowers can be made to color pink by adding agricultural limestone or blue by adding aluminum sulfate. HT. 3-5'; SP. 3-5'
- **'Pop Star'** ('Baillacsix') — A prolific rebloomer, naturally compact and small. Lacecap flowers of blue to pink. Works well as a container plant too! HT. 3-4'; SP. 3-4'
- **'Summer Crush'** ('BAILMACFIVE') — Impressive big raspberry-red to neon-purple flowers all on a nice tidy plant. Produces flowers on both old and new wood. Keep moist through dry weather. HT. 18-36"; SP. 18-36"
- **'Twist-N-Shout'** ('PIIHM-I') — A cross between 'Penny Mac' and 'Lady in Red' that combines the best of both parents. This reblooming lacecap has pink to periwinkle-blue flowers on both old and new wood. HT. 3-5'; SP. 3-5'

Oakleaf Hydrangea

(*Hydrangea quercifolia*) — Foliage, flowers and fall color all combine on this

shrub to provide a fantastic display in the garden. Large, leathery, dark green, oak-shaped leaves develop spectacular fall colors ranging from wine-red to purple to deep, rich burgundy. Blooms go through a wonderful color transformation from white to purplish-pink to creamy-bronze. HT. 5-8'; SP. 6-8'

- **'Alice'** — Extremely large (10-14") white blooms age to a deep rosy-pink. Dark green foliage becomes a beautiful burgundy-red in the fall. Very vigorous, hardy selection. HT. 6-10'; SP. 6-10'
- **'Alice N' Wonderland'** ('GreN1') — A smaller growing, more compact selection originally discovered growing in a block of 'Alice'. Great flowers and great fall color... all packed in a smaller package. HT. 4-5'; SP. 5-6'
- **'Jetstream'** ('PIIHQ-I') — Selected for its dense, compact, non-flopping habit, lustrous dark green foliage and impressive white flowers. HT. 5-6'; SP. 4-6'
- **'Munchkin'** — This dwarf form is a U.S. National Arboretum introduction released in 2010. The offspring of another great dwarf selection, 'Sikes Dwarf', this selection is even more compact and rounded. Great summer blooms and attractive fall color. HT. 3-4'; SP. 3-5'
- **'Ruby Slippers'** — U.S. National Arboretum introduction selected for its compact habit and great flowers. Large white panicles are held upright above the foliage in early summer. The flowers are reported to quickly turn pale pink deepening to rose. The result of controlled crosses between 'Pee Wee' and 'Snow Queen'. HT. 3-4'; SP. 4-5'

Panicle Hydrangea

(*Hydrangea paniculata*) — An excellent shrub for late summer color in the garden, and unfortunately often overlooked as a valuable landscape addition. Produces extremely large panicles of white flowers late in the summer that often progress through a wonderful color change into fall. Unlike most other hydrangeas, this species actually does best in full sun, but will tolerate some light shade and still bloom respectably. For best appearances though, water through dry stretches of weather. Can be heavily pruned to control size in the spring without interrupting flower production. HT. 6-8'; SP. 6-8'

- **'Bobo'** ('ILVOBO') — A dwarf Panicle Hydrangea with the same large white flower clusters that make this shrub so desirable. Blooms can take on a pinkish color as they age. HT. 2 1/2'-3'; SP. 3-4'

- **'Fire Light'** ('SMHPFL') — This heavy blooming selection blooms earlier in the season than most. Large, full flower heads are pure white and produce in abundance. If the weather is cool enough, flowers will age to pink or red. HT. 6-8'; SP. 6-8'
- **'Fire Light Tidbit'** ('SMNHPK') — Small, compact size, perfect for those tighter areas. Big white mophead panicles in mid-summer. Very reliable! Flowers can fade from white to pink in cool weather. HT. 2-3'; SP. 2-3'
- **'Flare'** ('Kolmavesu') — Dwarf, compact form with showy floral panicles. Flowers are bright white and if the weather cooperates, they can age to pink or red-pink. HT. 2-3'; SP. 2-3'
- **'Limelight'** — An interesting introduction with bright lime-green flowers. Actually a lot more attractive than it sounds, this selection could be used to add some interesting color to the late summer landscape. HT. 6-8'; SP. 6-8'
- **'Limelight Prime'** — Great flowers, similar to 'Limelight' with an earlier bloom time and stronger stems to reducing flopping. Flowers are lime-green as the begin maturing and pure white when in full bloom. HT. 4-6'; SP. 4-6'
- **'Little Hottie'** ('Bailpanone') — A compact introduction with full flower heads, and lots of them! Large blooms cover the plant through the summer months. Good heat and cold tolerance. HT. 3-5'; SP. 3-5'
- **'Little Lime'** ('Jane') — A smaller version of the popular 'Limelight' with the same great bright lime-green flowers as its namesake. HT. 3-5'; SP. 3-5'
- **'Little Lime Punch'** ('SMNHPH') — Blooms emerge lime-green eventually changing to pure white. Blooms fade into shades of pink to pink-red if weather is cool enough. HT. 3-5'; SP. 3-5'
- **'Little Quick Fire'** ('SMHPLQF') — A slightly smaller selection of 'Quick Fire' with the same great flowers late in the spring. HT. 3-5'; SP. 3-5'
- **NEW! 'Phantom'** — This one sports some of the biggest flower heads of the species, reaching up to 15" long! White flowers mid-summer may fade to soft pink if the weather is cool enough. HT. 6-8'; SP. 6-8'
- **NEW! 'Puffer Fish'** ('NCHP1') — Large, fully white blooms cover the plant in early to mid-summer. Tight, compact habit. Long blooming. HT. 3-5'; SP. 3-5'
- **'Quick Fire'** ('Bulk') — This much earlier flowering selection is reported to often

bloom more than a month before other varieties. White flowers emerge in the spring and tend to age to a rich deep pink, all before other selections have started to bloom.

- **'Quick Fire Fab'** ('SMNHPM') — An early blooming selection with full white flower clusters. This will be one of the first of the Panicle Hydrangeas to come into bloom each season. HT. 6-8', SP. 6-8'
- **'Strawberry Sundae'** ('Rensun') — A compact form with good white flowers mid-summer that fade to pink and eventually strawberry red if weather is right. HT. 4-5', SP. 3-4'
- **NEW! 'Sweet Starlight'** ('Pan1782hydr')—Strong stems keep blooms from flopping. Large white panicles during the summer months. Compact size. HT. 3-4', SP. 3-4'

Smooth Hydrangea

(*Hydrangea arborescens*) — One of the easiest to grow species. Reliably produces masses of large white flowers every spring. Provide afternoon shade and water through dry weather. Very easy to grow. HT. 3-5', SP. 4-5'

- **'Annabelle'** — This popular, old variety is the dominant form found in cultivation. Produces large, white, rounded clusters of flowers in June-July that can reach up to a foot across. A heavy bloomer that does great in shady places.
- **'Incrediball'** ('Abetwo') — Introduced as a new and improved 'Annabelle'. It came out of a breeding program where the goal was stronger stems. They got that and larger blooms too! HT. 3-5', SP. 4-5'
- **Invincibelle Garnetta'** ('NCHA6') — Ruby-red to silvery-red flowers on top of sturdy stems. Blooms reliably every spring. HT. 2 1/2-3', SP. 2 1/2-3'
- **'Invincibelle Mini Mauvette'** ('NCHA7') — Pink-mauve flowers bloom reliably every spring on sturdy, upright stems. Prune back hard each spring for the biggest blooms. HT. 30-36", SP. 30-36"
- **'Invincibelle Wee White'** ('NCHA5') — This is a dwarf 'Annabelle' type hydrangea. Still produces large trusses of pure white flowers late in the spring. HT. 18-30", SP. 2-3'

HYPERICUM (St. Johnswort)

FloraBerry Sangria Hypericum

(*Hypericum x inodorum* 'KOLSAN')—Bright yellow flowers in the summer



followed by beautiful red berries by fall. Berried stems are great in cut flower arrangements. Cut back to a few inches tall to start each spring and then stand back and enjoy. HT. 3', SP. 3'

Kalm Hypericum

(*Hypericum kalmianum*) — Bright yellow flowers and green to blue-green foliage. Very tolerant of hot dry exposures. Profuse bloomer in mid-summer. HT. 2-3', SP. 3-4'

- **'Blue Velvet'** (H. x 'Cfflpc-1') — A hybrid Kalm Hypericum with foliage that is much bluer than the species. Loaded with a spectacular display of bright yellow flowers mid season. Very tolerant of hot, dry, sunny locations. Super tough! HT. 2-3', SP. 3-4'
- **'Cobalt-n-Gold'** ('PIIHYP-1') — Mounded growth habit and silver-green foliage. Covered with bright yellow flowers in late spring and early summer. Foliage takes on yellow, orange and red in the fall. HT. 2-3', SP. 3-4'

Sunburst Hypericum

(*Hypericum frondosum* 'Sunburst') — Small rounded shrub with bluish-green leaves. Bright yellow flowers that appear to be a miniature sunburst cover the plant during the summer. Great plant for hot, sunny areas. HT. 2-3', SP. 3-4'

LILAC

Canada Hybrids

(*Syringa x hyacinthiflora*) — Developed in Canada, these vigorous lilacs are exceptionally hardy. Dark green, disease resistant foliage turns reddish-purple in the fall. Very fragrant flower clusters are produced in abundance early in the spring. HT. 10-12', SP. 10-12'

- **'Pocahontas'** — A very popular selection with deep maroon-purple buds that open to deep violet, fragrant, single flowers. Exceptionally hardy and vigorous. HT. 10-12', SP. 10-12'

Common Lilac

(*Syringa vulgaris*) — The old-fashioned purple lilac that everybody knows and loves. Single lilac flowers in large panicles. Very fragrant blooms also work out nicely as a cut flower. An easy to grow shrub that has been a favorite for years. Numerous hybrids have been introduced that give us both single and double flowering forms in just about any color imaginable. Plant them in full sun and well drained soil. HT. 8-12', SP. 8-10'

- **'Charles Joly'** — An old, but extremely popular French hybrid selection. Beautiful, fragrant, double, magenta flowers. Blooms are more purple while still in bud. Good resistance to powdery mildew. HT. 10-12', SP. 8-10'
- **'Monge'** — An outstanding, very popular French hybrid selection. Brilliant display of single, reddish-purple flowers. Long stems make this a good cut flower. HT. 10-12', SP. 8-12'
- **'Purple'** — An old-fashioned favorite! Extremely fragrant, single, lilac-purple flowers are a wonderful addition to the garden. Also great as a cut flower. Extremely tough and durable. HT. 8-12', SP. 8-12'
- **'Sensation'** — An outstanding selection with individual flowers that are purple with a pure white border. One of the best. HT. 8-10', SP. 8-12'
- **'White'** (var. *alba*) — Just like the Common Purple Lilac but with pure white flowers. HT. 8-10', SP. 8-10'

Dwarf Lilac

(*Syringa meyeri*, *S. patula*, *S. microphylla* and *S. julinanae*) — This is actually a collection of three closely related species. All produce attractive, dark green, glossy foliage that has a unique, undulating habit making for an attractive shrub even out of bloom. Spring flowers are spectacular and typically very

fragrant. Height and spread will vary with selection.

- **'Blומרang Dark Purple'** ('SMSJBP7') — Dark purple, fragrant flowers in the spring, blooming again in the fall with a few occasional flowers in between. Compact grower with good vigor. HT. 4-6'; SP. 4-7'
- **'Blומרang Dwarf Purple'** ('SMSJRPU') — One of the smallest forms we've seen to date! Fragrant purple flowers in the spring and then again in the fall. HT. 2 1/2'-3'; SP. 3-4'
- **'Dwarf Korean'** (*S. meyeri* 'Palibin') — One of the best! an excellent shrub for the landscape due to its smaller size and compact habit. Produces an awesome display of pinkish-lilac to lavender color flowers in the spring. Extremely fragrant! Excellent mildew and borer resistance. Hardy and easy to grow. HT. 4-5'; SP. 5-6'
- **'Little Lady'** ('JEFLADY') — Dark pink buds open to lilac-pink flowers with a great fragrance! Small mature size makes it easy to fit into the landscape. HT. 4-5'; SP. 4-5'
- **'Miss Kim'** (*S. patula* 'Miss Kim') — Purple buds that open to fragrant blue-purple flowers slightly later than 'Dwarf Korean'. Compact habit and small size makes it a great landscape plant. Easy to grow. HT. 5-7'; SP. 4-6'

Persian Lilac

(*Syringa x persica*) — A heavy blooming, faster growing species that bears an abundance of fragrant, pale lilac flowers about mid-May. Blooms at an early age. HT. 8-10'; SP. 8-10'

MAHONIA (Oregon Grapeholly)

Compact Mahonia

(*Mahonia aquifolium* 'Compacta') — Compact dwarf form of the Common Mahonia. Bright yellow flowers in the spring and grape-like clusters of fruits developing through the summer. Leaves turn purplish-red in the fall and remain on the plant through the winter. A great choice for adding year-round color into the landscape. Plant in well-drained soil. A 2005 Pride of Kansas Selection. HT. 2-3'; SP. 3-4'

Creeping Mahonia

(*Mahonia repens*) — An interesting groundcover plant, useful for lightly shaded areas with rich, well-drained soils. Evergreen foliage is blue-green in the summer and rich purple in the winter.

Deep yellow flowers give way to blue-black, grape-like fruits. HT. 6-18"; SP. 2-5'

MOCKORANGE

Blizzard Mockorange


(*Philadelphus lewisii* 'Blizzard') — Single, white, incredibly fragrant flowers on a dense, upright plant. This selection is prized for its hardiness and was in fact selected from seedling population collected in Canada. Now that is cold hardy! HT. 4-5'; SP. 3-4'

NEW! Snow White Fantasy Mockorange

(*Philadelphus* x 'Snow White Fantasy') — A tough mockorange with reblooming habit. Blooms heavy in the spring then repeats in the summer. HT. 5-6'; SP. 4-5'

Snowbelle Mockorange

(*Philadelphus* x 'Snowbelle') — Loaded with highly fragrant, double, pure white flowers just like you would want in a



mockorange, but all packaged in a smaller plant making it a lot easier to incorporate into a landscape. A Canadian introduction that is good and tough. HT. 3-4'; SP. 3-4'

NANDINA

Nandina is a beautiful plant, however its use in our area needs to be tempered with the knowledge that winter hardiness can be an issue. For best results we recommend planting in protected areas such as southern exposures, mulch heavily, and expect some years to be better than others. Prune deadwood in the spring and allow new growth from the base to fill the plant back in through the growing season. Size will vary by selection.

NINEBARK

Amber Jubilee Ninebark

(*Physocarpus opulifolius* 'Jefam') — A more compact selection. New growth emerges with stunning yellow-orange tinged foliage that fully matures to a nice lime-green. HT. 5-6'; SP. 4-5'

Little Devil Ninebark

(*Physocarpus opulifolius* 'Donna May') — A great little plant in a great little package! This more compact, dwarf form still

When Selecting Shrubs...

SIZE: Knowledge of the mature height and spread of trees and shrubs can prevent many landscape problems. The mature height and spread of trees and shrubs will vary somewhat due to soil conditions and other factors. However, knowledge of their approximate mature size can prevent overcrowding, interference with overhead utility wires, obstruction of vehicular and pedestrian traffic, and other problems. Properly selected plant materials also have longer life spans and require less maintenance.

HARDINESS: An important consideration when selecting trees and shrubs is their cold hardiness. Select trees and shrubs that are reliably hardy in your area.

PEST SUSCEPTIBILITY: Another important consideration when selecting trees and shrubs is their susceptibility to insects and diseases.

SOIL CONDITIONS: Soil conditions at the planting site strongly affect trees and shrubs. Most trees and shrubs grow well in soils with a pH of 6.0 to 7.5. Another important soil characteristic is soil porosity. Select appropriate plants for wet and dry sites.

comes with wonderful deep burgundy foliage and contrasting white-pink flowers late in the spring. HT. 3-4', SP. 3-4'

Little Joker Ninebark

(*Physocarpus opulifolius* 'Hoogi021') — Compact form with deeply cut, dark burgundy foliage. Pale pink to white flowers in the spring. HT. 3-4', SP. 3-4'

NEW! Lucky Devil Ninebark

(*Physocarpus opulifolius* 'ZLEMICHAEL') — Compact form with bright yellow leaves. It will maintain its golden color throughout the seasons turning to shades of orange in the fall. Small clusters of pink to white flowers in the spring. HT. 3-4', SP. 3-4'

Petite Plum Ninebark

(*Physocarpus opulifolius* 'POIPD2') — A compact, mounded form with striking burgundy foliage. Showy pink to white flowers in the spring. Tough! HT. 4-5', SP. 4-5'

Tiny Wine Ninebark

(*Physocarpus opulifolius* 'SMPOTW') — A dwarf form with small bronze-maroon foliage. Small clusters of pink to white flowers in the spring. HT. 3-4', SP. 3-4'

PLUM

Darkstar Plum

(*Prunus x cistena* 'UCONNPCO001') — This truly compact, improved sand cherry has a great upright and spreading habit. Re-purple to maroon-colored foliage that does not fade during the summer. Pink, single flowers appear in spring. HT. 4-5', SP. 3-4'

POTENTILLA

Potentilla

(*Potentilla fruticosa*) — A refined, graceful shrub with beautiful, deeply lobed, bright green foliage. Brilliant strawberry-like blooms smother the plant in color throughout the summer. Prune back to 12-18" in early spring for best appearance. HT. 2-3', SP. 2-3'.

- **'Goldfinger'** — Rich golden-yellow flowers and excellent heat tolerance.

PRIVET

Cheyenne Privet

(*Ligustrum vulgare* 'Cheyenne') — One of the best shrubs for planting a formal or trimmed hedge. Dark green foliage and a dense growth habit. This easy to grow shrub is very tolerant of heavy shearing.

If left untrimmed, shrub will develop a large rounded habit and will actually have attractive white flowers in the spring and small black fruits by fall. Very hardy! HT. 2-10', SP. 2-10'

Golden Vicary Privet

(*Ligustrum x vicaryi*) — A popular yellow-leaved hybrid introduced from England. Bright yellow foliage provides color all season long. Extremely tolerant of pruning. May freeze back some in extremely cold winters but quickly regrows. HT. 4-8', SP. 4-6'

Straight Talk Privet

(*Ligustrum vulgare* 'Swift') — This upright growing selection works great as a vertical accent or planted in a row for a narrow hedge. Extremely cold hardy and drought tolerant. It's tough! HT. 6-12', SP. 2-4'

PUSSY WILLOW

French Pussy Willow

(*Salix caprea*) — An old-time garden favorite. Popular because of its showy, 1-2" long, fuzzy blooms also known as catkins that emerge early in the spring. Easy to grow. Forced stems in the house are a sure sign spring is right around the corner. HT. 8-12', SP. 6-8'

Weeping Pussy Willow

(*Salix caprea* 'Pendula' ('Kilmarnock')) — A stunning specimen plant! Very graceful cascading foliage hangs to the ground. Looks great around water or anywhere where its unique appearance can be enjoyed. Likes moisture. Height and spread can be controlled through pruning.

QUINCE

Orange Storm Quince

(*Chaenomeles x 'Double Take Orange Storm'*) — Large, double, bright orange, camellia-like flowers early in the spring. Blooms last for a long time and best yet, it's thornless! HT. 4-5', SP. 4-5'

Scarlet Storm Quince

(*Chaenomeles x 'Double Take Scarlet Storm'*) — Large, double, camellia-like flowers early in the spring. Blooms last for a long time and it's thornless! HT. 4-5', SP. 4-5'

RHODODENDRON

Rhododendrons are broadleaf evergreens that need a little extra care.

They should be planted in acid soil that has been well amended with organic matter and sited away from the hot rays of our summer sun such as a north or east exposure. Mulch well and keep moist, but not wet, through dry weather.

P.J.M. Rhododendron

(*Rhododendron* 'P. J. M. Hybrids') — Very hardy plants with small, dark green foliage that turns plum-purple in the fall. Bright flowers in the spring. HT. 3-5', SP. 3-5'

ROSE

If you are looking for a low-maintenance shrub that will provide color all season long then look no further. The shrub roses listed below will just do that. Numerous selections have been made through the years that have drastically improved the winter hardiness and disease resistance of this group as well as increasing flower production and decreasing the amount of care it takes to produce those blooms. Not just for the "rose garden" any more, shrub roses can and should be utilized like any other shrub in the landscape. Plant in full sun and enjoy the flowers.

Drift Rose

(*Rosa x 'Drift' Series*) — These shrub roses are kind of a cross between groundcover roses and miniatures. They have a nice low, spreading habit and are covered with abundant flowers throughout the season. These forms have been selected not only for their beauty, but also for their disease resistance and winter hardiness. Best yet, they are easy to grow!

- **'Apricot'** ('Meimirrote') — Beautiful, double apricot blooms on a small, low-growing plant. HT. 18-24", SP. 2-3'
- **'Coral'** ('Meidrifora') — Coral-orange blooms on a low-growing shrub. Heat and drought tolerant selection that blooms all season long. HT. 18-24", SP. 2-3'
- **'Peach'** ('Meiggili') — A low-growing selection, covered with small, soft peach colored blooms all season long. HT. 18-24", SP. 2-3'



- **'Pink'** ('Meijocos') — Produces mass quantities of deep pink flowers with a soft faded center all season long. HT. 18-24"; SP. 2-3'
- **'Popcorn'** ('Novarospop') — The color starts out yellow and then fades to a creamy-white. HT. 18-24"; SP. 2-3'
- **'Red'** ('Meigalpio') — This low-growing selection is covered with small, medium red flowers all season long. HT. 18-24"; SP. 2-3'

Prairie Rose

(Rosa setigera) — A native rose with pink, single, flowers. Blooms in late spring to early summer. Mild fragrance. Red rose hips in the fall. HT. 4-6'+, SP. 4-6'+

Rugosa Rose

(Rosa Rugosa) — A tough, hardy shrub rose with attractive, bright green summer foliage, flowers of rose-purple to white, fruits (rose hips) of orange to brick-red and showy bronze to orange to red fall color. Useful for tough sites. HT. 4-5'; SP. 4-5'

Easy Elegance Rose

(Rosa x 'Easy Elegance') — These roses have been bred for superior hardiness and disease resistance along with phenomenal flowers and repeat blooms. All are grown on their own roots. Size will vary by selection.

- **'Kashmir'** ('BALmir') — Large, velvety red flowers more typical of a hybrid tea rose. Good fragrance and disease resistance. HT. 3-4'; SP. 2-3'
- **'Sweet Fragrance'** ('BALnce') — Abundant, sweetly fragrant flowers from spring until frost. Blooms start a mix of coral, orange and yellow, opening to apricot and maturing to salmon-pink. Excellent disease resistance. HT. 3-4'; SP. 3-4'
- **'Yellow Brick Road'** ('BALoad') — Welcome to the Land of Oz! This small, rounded, compact plant is covered with lemon-yellow flowers throughout the season. Blooms mature to a butter-cream. Excellent black spot resistance. HT. 2-3'; SP. 3-4'

Flower Carpet Rose

(Rosa hybrids) — A stunning group of groundcover-type shrub roses that provides delicate rose flowers, glossy, deep green, disease resistant foliage and non-stop blooms all summer. Freedom of care and maintenance make these excellent additions to the landscape.

- **'Amber'** ('NOA97400A') — Flowers are peachy-orange, semi-double and

fragrant, each with a yellow center and tinges of red toward the outside. Blooms fade to a soft seashell-pink.

Exceptional disease resistance and very floriferous habit. HT. 2-2 1/2'; SP. 3-4'

- **'Coral'** ('Noala') — Flowers open a wonderful coral, fading to pink as they age. Produces an abundance of flowers from late spring until frost. A lower maintenance selection with improved disease resistance and winter hardiness. HT. 2-2 1/2'; SP. 3-4'
- **'Pink Supreme'** ('Noa168098F') — This is a new generation pink Flower Carpet Rose with a more compact habit. Heavy blooming from spring until frost. Fantastic disease resistance and exceptional winter hardiness. HT. 2-3'; SP. 3-4'
- **'Red'** ('Noare') — Carmine-red flowers with bright yellow centers. The most popular of the Flower Carpet series and understandably so. Heavy bloomer all season long. Good disease resistance. HT. 3-4'; SP. 3-5'
- **'Scarlet'** ('NOA83100B') — This selection in the Flower Carpet Series has double, bright scarlet-red flowers throughout the season. Exhibits excellent disease resistance and increased winter hardiness. HT. 2-3'; SP. 3-4'
- **'White'** ('Noaschnee') — The astonishingly large, pure white flowers on this groundcover rose emit a very subtle but sweet perfume. A wonderful addition to the moonlight garden or near a patio to enjoy during the early evening hours. HT. 2-2 1/2'; SP. 2-3'

NEW! Grace & Grit Pink Bicolor Rose

(Rosa x 'Meiryezza') — An outstanding, disease-resistant, own-root, self-cleaning rose that thrives in heat and humidity as well as dry, hot summers. Pink and white bicolor flowers all season long. HT. 4-5'; SP. 3-4'

Knock Out Rose

(Rosa x 'Radrazz') — One of the toughest and most disease resistant roses we carry. Produces abundant clusters of bright cherry-red blooms and wonderful rich green foliage. Blooms heavily all summer. Very hardy! HT. 3-5'; SP. 3-4'

- **'Coral Knock Out'** ('Radral') — Flowers open brick-orange, fading to coral. Blooms all season! Great disease resistance and winter hardiness. HT. 4-5'; SP. 4-5'
- **'Double Knock Out'** ('Radtko') — A double-flowering selection from the popular 'Knock Out' Rose. Still has the

same great bright cherry-red flower color, disease resistance and winter hardiness as 'Knock Out'. Blooms continuously from late spring until frost. Attractive deep burgundy new growth.

HT. 3-4'; SP. 3-4'

- **'Peachy Knock Out'** ('Radgor') — Shell pink petals and a yellow center combine to create a peach color effect. Blooms all season with very little care. Tough! HT. 3-5'; SP. 3-4'
- **'Pink Double Knock Out'** ('Radtkopink') — Like the name says, this is a double pink flowering form and another great introduction through the Knock Out series. It blooms heavily, has tremendous disease resistance and winter hardiness. A great low maintenance plant. HT. 3-4'; SP. 3-4'
- **'Sunny Knock Out'** ('Radsunny') — From the same rose breeder that brought us 'Knock Out'. Great disease resistance and wonderful dark green foliage. Flowers open bright yellow, turning creamy-white when fully open. HT. 4-5'; SP. 3-4'
- **'White Knock Out'** ('Radwhite') — Abundant, continuous blooms of pure white. Dark green, disease resistant foliage and good winter hardiness. HT. 3-4'; SP. 3-4'

NEW! Nitty Gritty Rose

(Rosa x 'Nitty Gritty') — This very durable, own-root, fuss-free groundcover rose produces an abundance of lovely blooms while offering excellent disease resistance and a self-cleaning, easy-to-care for habit. The double blooms provide exquisite warm season color, adding great low-maintenance curb appeal to the landscape.

- **'Peach'** ('RUIR10091A') — Sweet fragrant, double, soft peach-colored flowers from late spring to fall. Good disease resistance. HT. 2-3'; SP. 3-4'
- **'Yellow'** ('RUIR10109A') — Double, yellow flowers and a low, spreading growth habit. Blooms heavy all season. Disease resistant. HT. 2-3'; SP. 3-4'

Climbing Rose

Although these climbing roses are technically not Knock Out Roses, they are from the same rose breeder and the same rose breeding program that gives us the Knock Out Series. They share the same impressive qualities as the others, like great disease resistance, improved winter hardiness and lots and lots of flowers. We think you will enjoy them.

- **'Ramblin' Red'** ('RADramblin') — A

tremendous red climbing rose! Flowers are a rich, true red and borne in abundance all season long. Extremely disease resistant and also has great winter hardiness, rated at being hardy to 30 degrees below zero! If you are looking for a great red climber, this is it!
HT. 6-10', SP. 5-10'

SERVICEBERRY

Saskatoon Serviceberry

(*Amelanchier alnifolia*) — This is a smaller-growing, shrubbier species of Serviceberry that has given rise to most of the selections grown commercially for their fruit. Attractive white flowers in the spring followed by juicy, sweet, bluish-purple fruits. Fabulous yellow, orange and red fall color. A very hardy native to the Great Plains. HT. 10-15', SP. 10-15'

- **'Regent'** — A compact form of Saskatoon Serviceberry with exceptional foliage and abundant, large, extra sweet berries. Native forms of this plant were heavily used by the Prairie Indians for food. Great eating!
HT. 4-6', SP. 4-8'

SMOKETREE

Smoketree

(*Cotinus* sp.) — Smoketrees are often grown as small multi-stemmed trees, but did you know that they can also be grown as big shrubs? They actually work great in that application as well, so we include a reminder of that here. We offer a nice variety of selections, many in both shrub and tree forms. You will find information about them in our Tree Section.

SPICEBUSH

Spicebush

(*Lindera benzoin*) — An interesting native shrub that prefers moist, lightly shaded locations. Small, yellow, early spring flowers followed by bright scarlet fruits about a half an inch long (on female plants only). A strong spice odor is detectable from all parts of the plant. This is an important host plant to butterflies in the Swallowtail family. HT. 6-10', SP. 6-10'

SPIREA

Dwarf Spirea

(*Spiraea* species and hybrids) — A large group of Spireas with many varying characteristics, but a few basic similarities, compact size and the ability



Tina, Assistant Manager
Plant People since 2006

to rebloom throughout the season. Very tough and easy to grow, Dwarf Spirea provides a season full of brilliant color. Spring starts with an explosion of brightly colored foliage; bronzes, greens, russets and golds. Summertime brings an abundance of flowers, from crimson-red to rosy-pink to pure white, repeatedly produced in flushes until frost. Brightly colored foliage continues to adorn the plant and then in the fall, leaves take on a wonderful burgundy to finish off a spectacular season of color. If you wish to enhance flower and foliage production, prune back to 12-18" each spring, and prune lightly each time blooms finish. This may just be the perfect plant!

- **'Anthony Waterer'** (*S. x bumalda* 'Anthony Waterer') — Sometimes called Red Spirea, this selection has bright rosy-red flowers and green foliage tipped with tinges of red. HT. 2-3', SP. 3-4'
- **'Candy Corn'** (*S. japonica* 'NCSX1') — New growth emerges bright red, turning pineapple yellow and eventually bright orange. Dark pinkish-purple flowers in the late spring/early summer. Compact growth. HT. 18-24", SP. 18-30"
- **'Doozie'** (*S. japonica* 'NCSX2') — Early spring, new growth emerges a dramatic red color then turns green. Red-purple flower clusters appear in late spring reblooming until fall. A more upright habit than most spirea. HT. 24-36", SP. 24-36"
- **'Goldmound'** (*S. x Goldmound*) — A brightly colored hybrid, with golden-yellow leaves. Pale pink flowers. HT. 18-24", SP. 2-3'
- **'Little Princess'** (*S. japonica* 'Little

Princess') — Bright green foliage and light pink flowers. Extremely popular!
HT. 24-30", SP. 2-3'

- **'Magic Carpet'** (*S. japonica* 'Magic Carpet') — Much like a miniature 'Goldflame', this selection has multi-colored foliage with combinations of bronze and russet-red giving way to light green. Flowers are bright pink and abundant. HT. 18-24", SP. 2-3'

Snowmound Spirea

(*Spiraea nipponica* 'Snowmound') — An excellent dwarf shrub with dense, dark green foliage and masses of pure white flowers. Flowers similar to 'Vanhoutte' but provides the owner with a plant that is smaller in stature. HT. 3-5', SP. 3-5'

Thunberg Spirea

(*Spiraea thunbergii*) — A tough selection with wispy, fine-textured, "willow-like" foliage and a graceful growth habit. Blooms early in the spring with small, 1/3" diameter flowers before leaves emerge. Yellow to orange fall color.

- **'Mellow Yellow'** ('Ogon') — Wispy, fine textured foliage is bright yellow instead of green. Great for color contrast in the garden. Snow-white flowers in the spring. HT. 3-5', SP. 3-5'

Tor Spirea

(*Spiraea betulifolia* 'Tor') — A very dense, rounded shrub with a multitude of white flower clusters in the spring. Iridescent, light green summer foliage turns a vivid purple in the fall. This selection has some of the most sensational fall color you will come across and is truly worth planting for that feature alone. HT. 2-3', SP. 3-4'

- **'Glow Girl'** ('Tor Gold') — This is a gold-leaf version of Tor. It has great spring flowers, awesome summer foliage, great reddish-orange fall color and a very useful, compact habit. It's just a great plant! HT. 2-3'; SP. 2-3'

Vanhoutte Spirea

(*Spiraea x vanhouttei* 'Renaissance') — One of the toughest shrubs around! Well known for its outstanding display of white flowers in the spring that cover its gracefully arching branches. Easy to grow and very tolerant of a wide range of growing conditions. Often mistakenly called Bridalwreath Spirea. Orange-red fall color. HT. 6-8'; SP. 8-10'

SUMAC

Fragrant Sumac

(*Rhus aromatica*) — This is a very tough, native shrub with outstanding ornamental characteristics. Summer foliage is a lustrous dark green. Leaves in fall will range from orange to red to reddish-purple. Yellowish flowers appear early in spring and female plants will produce small fuzzy red fruits in fall. Tolerates dry soils and grows in full sun to part shade. HT. 4-6'; SP. 5-8'

- **'Gro-low'** — This is a popular low-growing form, great for use as a groundcover for tough areas from dry shade and tree competition to hot, exposed, open sites. It is a female form with good flowers and fruit. Fall color is orange-red to red. Very tolerant of trimming. HT. 2-3'; SP. 6-8'

Staghorn Sumac

(*Rhus typhina*) — An interesting plant. Large compound leaves are made up of numerous, small leaflets, creating a soft texture. Unusual clusters of crimson fruits appear at the tops of branches late in the summer and carry their effect into the winter. Wonderful fall color with leaves taking on reds, oranges, and yellows. Open, coarse branch structure through the winter, reminiscent of the antlers of a male deer, giving rise to the name "Staghorn". Very tough plant that requires little care once established. HT. 8-12'; SP. 10-15'

- **'Tigereye'** ('Baitiger') — A bright yellow variation of the ever popular Cutleaf Staghorn Sumac. Stunning golden-yellow foliage through the summer changing to brilliant orange to scarlet-red in the fall. A beautiful plant for mass plantings or for specimen use. Very

tolerant of dry, site conditions. Use this plant in combination with drought tolerant perennials for a dramatic effect. HT. 6-8'; SP. 12-15'

SWEETSPIRE

Henry's Garnet Virginia Sweetspire

(*Itea virginica* 'Henry's Garnet') — Beautiful, fragrant white flowers up to 6" long in June-July and bright green, lustrous foliage that turns to shades of crimson, scarlet and purple in the fall. The foliage tends to hang on into mid-winter adding to appearance of the winter landscape. Rounded, arching shrub. A 2001 Pride of Kansas selection. HT. 3-5'; SP. 4-6'

Little Henry Virginia Sweetspire

(*Itea virginica* 'Sprich') — A more compact Sweetspire with excellent purple-red fall color. Sweetly scented, pure white flowers in early spring. HT. 2-3'; SP. 3-4'

VIBURNUM

Well-known horticulturist Michael Dirr once wrote, "A garden without Viburnums is akin to life without music and art," and nothing could be more true. Viburnums are very hardy and well adapted to Kansas conditions. Depending on the selection, they grow in full sun to considerable shade and offer a tremendous variation of floral, fruit, foliage and growth characteristics. There really is a Viburnum for almost every situation.

Arrowwood Viburnum

(*Viburnum dentatum*) — Lustrous, deep green foliage forms a dense, rounded shrub. Creamy white flowers in the spring, glossy red to reddish-purple fall color and blue to blue-black fruits that are good for wildlife make this an excellent selection. This viburnum adapts well to difficult sites.

- **'All That Glitters'** ('SMVDLS') — Early spring white flowers are followed by shiny blue fruits. Should be planted nearby 'All That Glows' for proper pollination. Dark green, glossy foliage. HT. 4-5'; SP. 4-5'
- **'All That Glows'** ('SMVDBL') — Early spring white flowers are followed by shiny blue fruits. Should be planted nearby 'All That Glitters' for proper pollination. Dark green, glossy foliage. HT. 4-6'; SP. 4-6'
- **'Red Feather'** ('J.N. Select') — Selected for both its impressive two-toned,

maroon and rich green spring foliage as well as its reddish-purple fall color. Creamy-white flowers followed by blue clusters of small berry-like fruits. HT. 8-10'; SP. 10-12'

Blackhaw Viburnum

(*Viburnum prunifolium* and related species) — An extremely hardy Viburnum, useful as a very large shrub or an attractive small tree. Creamy-white flowers in the spring produce highly edible, pinkish, rose to black fruits late in the summer through the fall. Excellent burgundy fall colors. Good for eating and great for birds. Used for preserves since colonial times. HT. 10-15'; SP. 10-15'

- **'Rusty Blackhaw'** (*V. rufidulum*) — A handsome species with lustrous dark green foliage. Clusters of creamy-white flowers in the spring followed by clusters of dark blue fruits. Leaves turn a rich burgundy in the fall. Makes an attractive large shrub or small ornamental tree. Tremendously tough! HT. 10-15'; SP. 10-15'

Cranberrybush Viburnum

(*Viburnum* species) — The species included here all share similar floral, fruit and foliage characteristics. Leaves are 3-lobed like a maple. Flowers are white and borne in lacecap-type structures consisting of center cluster of small, fertile flowers surrounded by large, showy, sterile flowers. Fruits are bright red, small in size (1/4-1/3"), produced in large clusters and obviously reminiscent of a cranberry, hence the name, and birds love them.

- **'Snowball'** (*V. opulus* 'Roseum') — An old-time garden favorite! Produces a multitude of large, 2 1/2-3", snowball-like clusters of flowers in the spring. It is easy to see why its called Snowball Bush! This is actually a sterile selection, so there is no fruit production. HT. 8-10'; SP. 8-10'

Doublefile Viburnum

(*Viburnum plicatum* var. *tomentosum*) — This species can be separated into two forms, the Doublefile Viburnums (var. *tomentosum*) with their lacecap-type flowers and the Japanese Snowball Viburnums (straight species) with their snowball-type flowers. Flowers on both are white and produced in May, but only the Doublefiles will then produce fruit, red to black, in July to August. Fruits are excellent for attracting birds! Horizontal growth habit on many forms makes this

plant look similar to Flowering Dogwood. Fall color is usually impressive and is usually reddish-purple. Plants benefit from a little extra water through dry stretches of summer weather.

- **'Summer Snowflake'** — Clusters of white flowers appear in the late spring and continue until frost. Wonderful for its long blooming period. We typically don't see this form producing fruit. HT. 4-6'; SP. 4-6'

Fragrant Snowball-Type Viburnum (*Viburnum* species and hybrids.) — This is a collection of several related species and their numerous hybrids. While having slightly different characteristics, they all do share some similarities. In the spring all produce a snowball type flower, ranging from 2" in diameter to 5 and 6" in diameter depending on the selection. Most have a fantastically, sweet, spicy fragrance, making them an absolute must in the garden. All are attractive, full shrubs, perfect for use in the landscape in a variety of ways. Height and spread will vary with selection.

- **'Conoy'** (*V. x burkwoodii* 'Conoy') — A wonderful, small *Viburnum* released from a U.S. National Arboretum breeding program. This dense plant has lustrous, dark green, semi evergreen foliage and abundant, snowball like white flowers with little or no fragrance. Has the potential for heavy fruit production as well. HT. 4-5'; SP. 5-8'
- **'Juddi'** (*V. x juddii*) — A Korean Spice hybrid that has amazingly fragrant, white flowers. Dark green summer foliage and reddish-wine fall color. HT. 6-8'; SP. 5-6'
- **'Korean Spice'** (*V. carlesii*) — An old time garden staple. Light pink buds that open to pure white. Outstanding fragrance! HT. 5-6'; SP. 4-5'
- **'Mohawk'** (*V. x burkwoodii* 'Mohawk') — One of the best! Early spring blooms start as bright red buds, changing to pink and finally opening to intensely fragrant, pure white flowers. Summer foliage is lustrous dark green changing to vibrant orange-reds to reddish-purples in the fall. A definite must for the garden! HT. 6-8'; SP. 5-6'
- **'Spice Baby'** (*V. carlesii* 'SMVCB') — A more compact form of Korean Spice *Viburnum*. White spring flowers are highly fragrant, filling the garden with their spicy scent. HT. 4-5'; SP. 4-5'
- **'Spice Girl'** (*V. carlesii* 'Spiro') — Light pink buds open to highly fragrant, pure

white flowers borne in 2-3" snowball-like clusters. A wonderful addition to any garden. HT. 6-8'; SP. 5-6'

- **'Sugar n' Spice'** (*V. carlesii* 'J.N. Select S') — The flower clusters are slightly smaller on this form but they are more plentiful...a pretty good trade! Sweet-spicy fragrance typical of the species. A great garden addition! HT. 6-8'; SP. 6-8'

Leatherleaf Viburnum

(*Viburnum* species and hybrids) — This group of closely related species and hybrids provide us with some very valuable landscape plants. Selections are typically extremely tough and durable as well as being highly ornamental. Several have semi-evergreen tendencies that can be used to provide additional winter interest. While all produce attractive flowers in the spring, not all produce truly impressive fruit displays, but those that



do are dramatic.

- **'Leatherleaf'** (*V. rhytidophyllum*) — This is a semi-evergreen species with large, heavily textured, leathery leaves. Creamy-white flowers in the spring. Useful for borders, privacy screens and windbreak plantings. Tolerates quite a bit of shade, but does equally well in full sun. A good, tough species for Kansas landscapes that has been combined with other forms to produce some amazing hybrids selections. Those are listed below along with some other closely related species. HT. 10-12'; SP. 10-12'

- **'Pragense'** (*V. x pragense*)—A fast-growing form with extremely glossy, dark green foliage that will remain evergreen through most of the winter. Blooms heavily in the spring with large clusters of creamy-white flowers. This is a beautiful selection. HT. 6-10'; SP. 6-8'

Witherod Viburnum

- **'Brandywine'** (*V. nudum* 'Bulk') — Fabulous fruits! An impressive display of green, ivory, pink and blue berries decorating the plant towards the end of summer. Bright green foliage turns dark maroon-red in the fall. Plant with another variety for better fruit production. HT. 5-6'; SP. 5-6'
- **'Lil' Ditty'** (*V. cassinoides* 'SMNVCCD')—A dwarf selection with the same great flowers, fruits and foliage of the species. Tolerates heavy soils. Needs to be planted with other forms of Witherod *Viburnum* if good fruit set is desired so cross-pollination can occur. HT. 2-3'; SP. 2-3'

WEIGELA

Old Fashioned Weigela

(*Weigela florida*) — A tough, reliable shrub that puts on a display of brilliant funnel-shaped flowers in late spring with a second flush appearing in late summer. Arching branches form a dense, compact shrub.

- **'Crimson Kisses'** ('Slingco 1') — Dwarf, compact habit with bright, lipstick red flowers in the spring and then reblooming sporadically into the summer. HT. 2-3'; SP. 2-3'
- **'Dark Horse'** — A great compact form with rich deep burgundy foliage and contrasting dark pink flowers. Stays very small making it useful for those places where space is limited. Great foliage color! HT. 18-24'; SP. 2-3'
- **'Magical Fantasy'** ('Kolsunn') — Dramatic variegated foliage and prolific flowers. Leaves are dark green with a white margin and flowers are bright pink. All season color and interest. HT. 3-4'; SP. 4-5'
- **NEW! 'My Monet Purple Effect'** ('Verwig8')—This dwarf selection has green and white variegated foliage that takes on purple tones. Pink flowers in the spring. A great compact plant for the front of borders. Light shade would be recommended through the summer months. HT. 18-30'; SP. 18-30'
- **'Sonic Bloom Red'** ('Verwig 6') — Bright,



Old Fashioned Weigela
- Crimson Kisses

lipstick red flowers in the spring and then repeating periodically through the rest of the growing season. HT. 5-6'; SP. 5-6'

- **'Spilled Wine'** ('Bokraspiwi') — Slightly smaller than 'Wine & Roses' but with the same great burgundy foliage color. Spring blooms are bright pink. HT. 3-4'; SP. 3-4'
- **'Variegated Dwarf'** ('Variegata Nana') — New growth has bright green leaves with creamy-white margins. A compact habit and light, rosy-pink blossoms make this an outstanding plant. HT. 3-4'; SP. 4-5'
- **'Wine & Roses'** ('Alexandra') — Dark burgundy-purple leaves and hot rose-pink flowers create a dramatic effect. HT. 4-5'; SP. 4-5'

WILLOW

Flamingo Dappled Willow

(*Salix integra* 'Flamingo') — Vibrant spring growth is a stunning combination of pink, green and white foliage. Color will fade to green over the season. This shrub or tree-like form does best in light shade. The tree-like form is the result of grafting on top of a short trunk. Prune both forms in the spring for best appearance. Shrub: HT. 3-6'; SP. 3-6' Tree form: HT. 3-6'; SP. 3-6' (from top graft)

YUCCA

Adam's Needle Yucca

(*Yucca filamentosa*) — Stiff sword-shaped leaves having an attractive bluish coat. Produces showy white panicles of flowers that blast out of the landscape. Give it lots of sun, lots of hot weather and well-drained soil. This is about as tough and durable as they come. Bottom line, if you can't grow this one, it's time to turn in the shovel! HT. 2-3'; SP. 3-4'

- **'Bright Edge'** — A neat selection of a very tough plant. Long, sword-like leaves are green with bright golden-yellow margins. Has an impressive display of flowers on tall stalks early in the summer. HT. 2-3'; SP. 3-4'
- **'Golden Sword'** — Bright variegated foliage, perfect for specimen use. Leaves are bright green with brilliant golden-yellow centers. Tall flower stalks produce beautiful white flowers in the spring. HT. 2-3'; SP. 3-4'
- **'Sapphire Skies'** — Beautiful powder-blue leaves that are a little bit more

flexible than other yuccas. This is a trunked yucca so it will slowly build up in height over the years, eventually making a small tree. HT. 4-5'; SP. 2-3'

- **NEW! 'Silver Anniversary'** — A vigorous grower with attractive evergreen blue-green leaves and tall flower spikes in the summer up to 6' tall! HT. 2-3'; SP. 3-4'



THERE'S
ALWAYS
SOMETHING
NEW AT
SKINNER'S

Sign up for our eNewsletter for
all the latest news and arrivals!

www.skinnergardenstore.com



Skinner
GARDEN STORE

EVERGREENS

ARBORVITAE

American Arborvitae

(*Thuja occidentalis*) — American Arborvitae are good, tough evergreens for our landscapes. These plants do best in full sun although many will tolerate light shade. They also can tolerate a wide range of soil and site conditions, however most will benefit from some moisture during our hot, dry summers.

- **'Danica'** — Considered to be one of the best globe forms. Has the same wonderfully bright, glossy green foliage that the Emerald Arborvitae has but packed into a little bundle of a plant. Great for tight areas. HT. 12-18", SP. 12-18"
- **'Degroot's Spire'** — Very narrow form with medium green foliage. Great for accent or hedge use. HT. 10-15'; SP. 2-3'
- **'Filiformis'** — This unique selection has weeping branches and loose, drooping, thread-like branchlets. New growth is bright green. Much like Weeping Falsecypress only tougher. Stunning! HT. 4-8'; SP. 3-5'
- **'Fire Chief'** ('Congabe') — A dwarf, rounded selection with rich, deep yellow summer foliage, changing to coppery-orange in the winter. A real eye-catcher! HT. 3-4'; SP. 3-4'
- **'Mr. Bowling Ball'** ('Bobazam') — With a name like that, how can you resist? This small rounded selection looks just like a soft green bowling ball, just like everybody has been looking for. Perfect for small spaces. Sage-green foliage and a shape that naturally stays rounded and compact. HT. 2-3'; SP. 2-3'
- **NEW! 'Tater Tot'** ('SMNTOBAB') — A compact, rounded form with bright green color. It would grow best where it gets a little shade through the afternoon and some irrigation during dry spells. HT. 2-3'; SP. 2-3'

Western Arborvitae

(*Thuja plicata*) — An attractive species, native to western U.S. and Canada. Narrow growing with a pyramidal habit. Actually quite tough, but performs best in areas with good soil and some moisture through the summer. Fairly fast growing

and literature says it is deer resistant. Let's hope deer can read.

- **'Green Giant'** (T. x 'Gigantioides') — This is actually a vigorous Western Arborvitae hybrid. Praised for its lustrous, rich green foliage, quick growth rate and natural resistance to deer and bagworms (that has yet to be proven in our area! Quick growing with a very narrow, pyramidal growth habit. HT. 20-40', SP. 4-6'
- **'Whipcord'** — A very unusual form with narrow, whip-like growth giving the plant a soft, mop-like appearance. Stays small making it a great specimen plant. Performs best when grown in moist, well-drained soil. HT. 4-6'; SP. 4-6'

CEDAR

Hortzman Blue Atlas Cedar

(*Cedrus atlantica* 'Hortzman') — A slightly smaller form with a slightly denser habit. Considered to be one of the more cold tolerant Blue Atlas Cedar selections, however winter hardiness may still be an issue, so only plant in sites that offer some additional winter protection. HT. 15-20'+, SP. 10-15'+

Turkish Cedar of Lebanon

(*Cedrus libani* var. *stenocoma*) — A more cold hardy form, found growing natively in the mountains of Turkey. A stately tree with rich green foliage. HT. 30-50'; SP. 20-30'

Weeping Blue Atlas Cedar

(*Cedrus atlantica* 'Glauca Pendula') — This weeping conifer with its bright silvery-blue needles and unusual weeping habit is an eye-catching accent in any garden. Can be treated as a weeping form or trained to sprawl on the ground or some kind of support. Needs to be planted in a lightly shaded site, away from hot winds in an area that affords some winter protection as well. HT. 6-8'; SP. 6-8'

CYPRESS

Blue Pyramid Cypress

(*Cupressus arizonica* glabra 'Blue Pyramid') — A true cypress with vibrant powder-blue foliage color and reddish-brown scaly bark. An impressive compact pyramidal tree, use as an accent specimen in the yard or a large garden. HT. 15-20', SP. 8-10'

FALSECYPRESS

Hinoki Falsecypress

(*Chamaecyparis obtusa*) — This is probably the most popular of the Falsecypress species. Plant in a rich, moist, well-drained soil in full sun to light shade. Some protection from the afternoon sun and excessive heat is recommended.

- **'Tempelhof'** — Deep green, coral-like foliage, emerging yellow-green and then finishing in the winter with a bronze coloration. Needs moist, but excellently drained soil. A little light shade through the hot summer months would be recommend too. HT. 2-5'; SP. 3-5'
- **'Verdoni'** — A yellow selection with foliage that is more resistant to sunburn. Still best to grow in light shade. Prefers moist, well-drained soils. Interesting foliage structure. HT. 4-6'; SP. 3-4'

Sawara Falsecypress

(*Chamaecyparis pisifera*) — This plant does best in full sun and wants good, well-drained soil. Selections are quite variable.

- **'Golden Mop'** — This is a dwarf, mounding form with brilliant gold, thread-like foliage. This selection may show some foliage burn in hot, sunny exposures so provide afternoon shade if possible. HT. 3-5'; SP. 3-5'

JUNIPER

(Creeping/Groundcover Forms)

Blueberry Delight Juniper

(*Juniperus communis* 'AmiDak') — An exciting introduction from North Dakota State University. Rich dark green foliage

with a contrasting silvery-blue cast on the upper surface. A dense, low-spreading juniper. HT. 8-12", SP. 3-5'

Blue Pacific Juniper

(*Juniperus conferta* 'Blue Pacific') — An attractive selection of Shore Juniper with dense blue-green foliage. Very dense, low-growing habit that makes it useful as a groundcover. Needs well-drained soils and plenty of sun. Protection from winter sun and temperatures is recommended. HT. 10-12", SP. 4-8'

Blue Rug Juniper

(*Juniperus horizontalis* 'Wiltonii') — This is easily the most popular Juniper we carry. Bright, silvery-blue foliage in a dense, carpet-like plant. Makes a great groundcover! Trailing growth makes a dramatic effect when allowed to cascade over the top of retaining walls like a waterfall. Super effect! HT. 3-4", SP. 4-8'

Blue Star Juniper

(*Juniperus squamata* 'Blue Star') — A very popular form with intense, bright, steel-blue foliage. A great, slow-growing plant for rock gardens or tight spaces like courtyards and narrow planting sites. HT. 1-2', SP. 2-3'

Calgary Carpet Juniper

(*Juniperus sabinna* 'Monna') — Soft green foliage and a low-growing, almost layered habit. Really works well as a low evergreen groundcover by itself or in front of larger plants. HT. 10-12", SP. 4-6'

Icee Blue Juniper

(*Juniperus horizontalis* 'Monber') — A sport off of 'Blue Rug' Juniper with foliage is more silvery-blue. Tight growth creates a solid, dense groundcover. Attractive purplish tinge to the foliage tips in the winter. HT. 3-4", SP. 3-6'

Mother Lode Juniper


(*Juniperus horizontalis* 'Mother Lode') — This is a stunning yellow sport off of the 'Blue Rug' Juniper. Brilliant golden-yellow summer foliage takes on rich plum highlights in the winter. Combines well with perennials and flowering shrubs. HT. 2-3", SP. 3-5'

JUNIPER

(Spreading/Globe Forms)

Daub's Frosted Juniper

(*Juniperus chinensis* 'Daub's Frosted') — A dramatic selection with emerald to



blue-green foliage accented with golden to lemon-yellow new growth. A nice lower-growing, spreading selection that's perfect for adding a splash of color into the garden. HT. 2-3", SP. 4-6'

Grey Owl Juniper

(*Juniperus virginiana* 'Grey Owl') — An attractive spreading form with smoky, blue-gray foliage and abundant silvery berries. Extremely tough. Makes a great landscape plant. HT. 3-4", SP. 4-6'

Sea Green Juniper

(*Juniperus chinensis* 'Sea Green') — Very popular, compact form with a more upright, vase-shaped habit. Dark green foliage that holds well in the winter. Can be maintained lower for foundation plantings or allowed to grow higher for hedges and screens. HT. 4-6", SP. 6-8'

Sea of Gold Juniper

(*Juniperus chinensis* 'MonSan') — An improved form of 'Gold Coast', selected for brighter foliage color. Compact spreading form with lacy, golden-yellow foliage. Holds color well in the winter. HT. 3-4", SP. 4-6'

JUNIPER

(Upright/Tree Forms)

Blue Point Juniper

(*Juniperus chinensis* 'Blue Point') — An extremely dense, pyramidal form with a tear drop shape and blue-green foliage. Can be maintained smaller if needed. HT. 8-10", SP. 3-6'

Canaert Juniper

(*Juniperus virginiana* 'Canaertii') — Compact pyramidal growth when young, opening with age. Develops a very picturesque appearance with age. Heavy set of small whitish-blue berry-like cones that birds absolutely love. One of the

best upright junipers. Great for specimen use as well as screen plantings. HT. 15-20', SP. 10-15'

Compressa Juniper

(*Juniperus communis* 'Compressa') — This is an extremely dwarf form with a tight, upright, cone-shape habit. A very slow-growing selection with silvery-green foliage. Popular with conifer enthusiasts. HT. 3-4', SP. 12-18"

Eastern Redcedar

(*Juniperus virginiana*) — This is the only evergreen tree native to Kansas. It is extremely tolerant of a wide range of exposures and conditions. Great for windbreaks and screens and widely planted for both. Excellent cover and food source for birds and other wildlife. One of the toughest. HT. 20-40', SP. 15-20'

Emerald Feather Juniper

(*Juniperus virginiana* 'J.N. Select Green') — The toughness of our native species but with bright green color. Great for privacy and windbreak plantings. HT. 25-30', SP. 10-15'

Gold Cone Juniper

(*Juniperus communis* 'Gold Cone') — A columnar selection made for its bright, golden-yellow foliage. A wonderful contrasting texture, color and form for the garden. A nice addition to a conifer garden as well as to mixed borders. HT. 3-6', SP. 1-2'

Hetz Column Juniper

(*Juniperus chinensis* 'Hetzii Columnaris') — An upright, pyramidal form known for its hardiness. Green to blue-green foliage. Produces a heavy display of showy, blue-green cones or "fruits." HT. 15-20', SP. 5-8'

Pencil Point Juniper

(*Juniperus communis* 'Pencil Point' ('Sentinel')) — A very narrow, upright form with rich green to blue-green foliage. Also known as 'Sentinel'. A neat plant for adding vertical accent into a garden space. HT. 5-10', SP. 1-2'

Taylor Juniper

(*Juniperus virginiana* 'Taylor') — An outstanding selection of our native juniper. This selection was found growing in Taylor, Nebraska, so you know it is tough! Has a handy, upright, columnar to pyramidal habit making it well suited to hedges, screens or accent planting.

Attractive blue-green foliage color. HT. 15-20', SP. 3-4'

Trautman Juniper

(*Juniperus chinensis* 'Trautman') — A very narrow, slow-growing selection of Chinese Juniper with good, blue-green foliage. Use individually as an accent or a planted in row for a narrow screen. HT. 15-20', SP. 4-5'

Wichita Blue Juniper

(*Juniperus scopulorum* 'Wichita Blue') — Bright blue foliage with a good pyramidal form. Very showy, colorful form that makes a nice addition to the landscape. One of the brightest blue upright forms available. HT. 10-15', SP. 5-8'

PINE

Austrian Pine

(*Pinus nigra*) — Austrian Pine is a widely used plant in our area for screens and windbreaks. It has bright green needles that hold their color well in the winter and a vigorous, symmetrical habit. HT. 50-60', SP. 20-30'

Eastern White Pine

(*Pinus strobus*) — One of our native North American pines. Eastern White Pine is well known for its soft, bright green foliage. They are very tolerant of a wide range of growing conditions and make excellent plants for our landscapes. HT. 60-70', SP. 20-30'

- **'Angel Falls'** — Similar to Weeping Eastern White Pine but with a slower-growing habit. Graceful branches covered with very long, very narrow, light green needles. Strong weeping form. HT. 5-15', SP. 5-15'
- **'Weeping White Pine'** ('Pendula') — This is one of the best weeping pines! A large fast-growing specimen with gracefully weeping branches that sweep to the ground. Bright green soft needles. HT. 10-20', SP. 10-20'

Jack Pine

(*Pinus banksiana*) — This is one of the hardiest pines native to North America and can be found in the wild as far north as the Arctic Circle. Often found growing in very poor, sandy soil. Plant in full sun and soils with good drainage.

- **NEW! 'Schoodic'** — A mat-forming, ground-hugging selection with dense, emerald green foliage. Extremely tough plant! HT. 12-15', SP. 3-5'
- **'Uncle Fogy'** — A really fun, weeping

form! Branches cascade downward creating a graceful specimen. Winter buds are densely covered with resin giving the appearance of hundreds of tiny icicles covering the tree. HT. Depends on culture, SP. Depends on culture

Japanese White Pine

(*Pinus parviflora*) — This species has wonderful blue-green foliage and bears cones at an early age. It prefers full sun and will tolerate most soils. Good drainage is essential.

- **'Bergman'** — A more shrub-like selection with blue-green needles. This irregular, upright grower makes a fantastic specimen where its unique appearance can be appreciated. Bright carmine-red pollen cones add to the display in the spring. HT. 6-8', SP. 8-12'
- **'Blue Angel'** — A compact, upright form with silvery-blue needles. Striking color and texture! HT. 6-10', SP. 3-5'

Limber Pine

(*Pinus flexilis*) — A very hardy pine found throughout the Rocky Mountains. Needles are bluish-green and soft to the touch, much like those of the Eastern White Pine. Stems are very flexible, and actually can be tied into knots. This is a very tough, disease resistant, beautiful tree and an excellent choice for Midwest landscapes.

- **'Vanderwolf's Pyramid'** — Once you see this plant, you are bound to fall in love with it. Beautiful, soft, bluish-green foliage and a perfect, even, pyramidal habit. Looks great planted as a prized specimen or grouped for a mass effect. HT. 20-30', SP. 10-15'

Mugho Pine

(*Pinus mugo*) — This is a commonly planted species also known as Swiss Mountain Pine. A very shrubby habit, and in fact is usually wider than tall. Very tough plant, but does prefer full sun and well-drained soils.

- **'Big Tuna'** — A neat looking plant with a really fun name. This is an upright grower with a very dense habit. Extremely tough! HT. 4-8', SP. 3-6'
- **'Dwarf'** (var. *pumilo*) — This is one of the best dwarf Mugho Pine selections and certainly our most popular. A very compact selection with rich, green foliage. These are seed grown plants so slight variation from plant to plant should be expected. HT. 3-4', SP. 3-5'
- **'Mops'** — A very compact, miniature

Mugho Pine. Maintains an extremely tight, rounded habit without any pruning. Would be an excellent choice for a site where space is very limited. HT. 11/2-2', SP. 2-3'

- **'Tannenbaum'** — This looks like a perfect Christmas tree. A compact, pyramidal tree with dark green needles. Exceptionally hardy. Definitely not your typical Mugho Pine. HT. 12-16', SP. 6-8'
- **'Whitebud'** — A very miniature Mugho Pine that never needs pruning. The name comes from the waxy winter bud covering that practically glows against the dark green foliage. HT. 18-24", SP. 2-4'

Hillside Creeper Scotch Pine

(*Pinus sylvestris* 'Hillside Creeper') — A groundcover evergreen Scotch Pine. It has a layered sprawling habit. Medium green, twisted needles fade to a lighter green in winter. An excellent choice for use in the garden or for rock gardens. HT. 18-24", SP. 6-8'

NEW! Winter Green Japanese Umbrella Pine

(*Sciadopitys verticillata* 'Winter Green') — This species is technically not a true pine, but we include it here for simplicity. Dark green, glossy needles radiate around the stem like an "umbrella". A rare and somewhat difficult tree to grow in our area, but certainly worth the effort. Plant in a protected location, sheltered from the hot afternoon sun and wind. HT. 15-20', SP. 10-15'

SPRUCE

Colorado Spruce

(*Picea pungens*) — As one might guess from the name, Colorado Spruce can be found growing in Colorado as well as throughout much of the Rocky Mountains. Characterized by dense, pyramidal growth, this tree develops into a beautiful specimen with age. Foliage color can vary from green to intense steel blue. Plant in full sun and well drained soil. HT. 30-40', SP. 15-20'

- **'Baby Blue'** — This seed grown variety has great blue color, a compact habit and nice uniform shape. Blue coloration intensifies as the tree grows older. HT. 30-40', SP. 15-20'
- **'Blue Globe'** ('Globosa') — Probably the best known dwarf blue spruce. Brilliant, steel blue foliage in a compact, rounded plant. Very dramatic! HT. 3-4', SP. 4-5'



HOLIDAY MAGIC IS A TRADITION AT SKINNER'S

- FRESH CUT CHRISTMAS TREES
- WINTER PORCH POTS
- HOLIDAY DECOR
- POINSETTIAS
- AMARYLIS
- WREATHS
- ROPING



- **'Fat Albert'** — An improved selection with a very dense, even form. Foliage is an intense blue color. Contrary to its name, it does not get any wider than other selections, it just has a nice full habit even as a young plant. HT. 30-40'; SP. 15-20'
- **'Procumbens'** — A spectacular selection with rich blue foliage and a graceful, carpet-like habit. Will spread across the ground to form a wide-spreading specimen. Looks neat cascading over a wall or undulating around large decorative boulders. HT. 1-3'; SP. 3-8'
- **'Sester's Dwarf'** — A dwarf pyramidal selection with bright blue needles. This selection will give you the specimen effect of a Blue Colorado Spruce without taking up as much room. HT. 10-15'; SP. 5-8'
- **'The Blues'** — An absolutely phenomenal selection! Strong weeping habit, similar to Weeping Norway Spruce, but with the most wonderful powder-blue foliage. A specimen plant for only the most special of garden spots. Height and spread will depend on culture.

Norway Spruce

(*Picea abies*) — Norway Spruce is a large, fast growing plant with dark green foliage. It does well in most average soils and will tolerate full sun to light shade. We carry many selections with vastly different characteristics providing a form available for almost every location. HT. 50-60'; SP. 20-30'

- **'Acrocona'** — This form is loaded with cones that decorate the ends of branches, almost like a Christmas tree. Upright, pyramidal habit with slightly pendulous branches. HT. 6-10'; SP. 6-10'
- **'Formanek'** — This is a groundcover form of Norway Spruce. Very flat growth will create a dense mat of foliage over time. Looks great creeping over rock and walls! HT. 1-2'; SP. 5-10'
- **'Pumila'** — A very compact, rounded form with extremely dark green foliage. Makes a beautiful plant for accent planting around courtyards, patios and rock gardens. HT. 2-3'; SP. 3-4'
- **'Pusch'** — This is a cool sport found growing on an 'Acrocona'. Like its parent, it still has a wonderful collection of cones at the ends of the branches. However, it differs by being much smaller, slower growing and more compact. HT. 3-5'; SP. 3-5'
- **NEW! 'Ripplebrook'** — This low

spreading form will develop a slightly mounded shape over time. It can also be staked upright to form a weeping habit. HT. 2-3'; SP. 3-6'

- **'Sherwood Compact'** — An attractive, narrowly pyramidal form. Ascending branches are covered with rich green needles. Makes a perfect accent plant with a Christmas tree-like appearance. HT. 6-12'; SP. 3-6'
- **'Tolleymore'** ('Clanbrassiliana Stricta') — This plant has a broadly pyramidal habit making it look like a perfect dwarf Christmas tree. Very dense growth and dark green needles. HT. 4-8'; SP. 3-5'
- **'Weeping'** ('Pendula') — This is a very popular selection with a graceful weeping habit. The cascading branches form curtains of dark green foliage. Great for use as a specimen or draping over a wall. Height and spread will depend on cultural care.
- **NEW! 'Wells Emerald Green Creeper'** — A rare and unique low growing and spreading featuring emerald green needles on graceful upswept branches. HT. 2-2.5'; SP. 5-6'

Oriental Spruce

(*Picea orientalis*) — An elegant and graceful species, much prized for its lustrous dark green needles and even, pyramidal habit. Fairly tolerant of rough growing conditions, but could show some needle burn in open, exposed areas. HT. 30-50'; SP. 15-20'

- **'Firefly'** — This seedling selection of 'Skylands' sports similar brilliant yellow needles but has a much slower growth rate and a smaller overall mature size. Light afternoon shade is recommended. HT. 6-12'; SP. 4-8'
- **'Skylands'** — This is an extremely colorful selection. Foliage is a glowing bright yellow all year round. Creates an absolutely stunning specimen. HT. 20-40'; SP. 15-20'

Serbian Spruce

(*Picea omorika*) — As the name implies, Serbian Spruce comes to us from Serbian areas of southeastern Europe. A very adaptable species, it lends itself to many uses. Needles are glossy, dark green, each with two white contrasting stripes giving the tree remarkable silver highlights throughout. HT. 40-50'; SP. 15-20'

- **'Bruns'** — A narrower-growing selection with the same wonderful bicolor needles of the species, dark green needles with two white stripes on the underneath side. A dramatic

selection that would make a wonderful accent or specimen tree. HT. 25-35'; SP. 8-10'

- **'Silver Blue'** ('Silberblue') — This selection has the classic two-tone needles Serbian Spruce are known for, green on top with silver-blue undersides. Symmetrical, pyramidal habit. Stunning specimen! HT. 20-30'; SP. 15-20'

White Spruce

(*Picea glauca*) — A native to the Rocky Mountains, White Spruce is one of our most adaptable species. It tolerates wind, heat, cold, and drought, but prefers a moist, well-drained soil. Plant in full sun to light shade.

- **'Black Hills'** (var. *densata*) — This is a slower-growing, denser form of the White Spruce. Very even growth makes this a very attractive specimen tree. HT. 20-40'
- **'Blue Tear Drop'** — A compact selection with light blue needles. Develops into an upright conical shaped plant. HT. 6-10'; SP. 4-6'
- **'Dwarf Alberta'** ('Conica') — This is probably the most popular dwarf conifer we carry. Shapes up like a perfect miniature Christmas tree. Very slow growth, about 1-2" a year. HT. 5-8'; SP. 3-4'
- **'Jean's Dilly'** — Pronounced John's Dilly. An outstanding selection similar to the Dwarf Alberta Spruce but with smaller needles and about half the growth rate. Named after the founder of Iseli Nursery, Jean Iseli. HT. 3-4'; SP. 1 1/2-2'
- **'Rainbow's End'** — This unique selection boasts extraordinary color. This plant looks just like a Dwarf Alberta Spruce until the new growth comes out, then bright, creamy-yellow growth covers the plant, contrasting gracefully with the older light green needles.
- **'Weeping'** ('Pendula') — Magnificent, formal selection with gracefully drooping branchlets that recurve at the tips. The branches also twist slightly, exposing more of the silvery undersides of the needles, giving the tree a lovely, bi-colored look. One of the most graceful and beautiful spruces we carry. HT. 20-30'; SP. 8-10'

YEW

Anglojap Yew

(*Taxus x media*) — A tough hybrid yew.

Selections of this species are numerous due to its many variations in growth habit. Dark green foliage. As with all yews, should be sited in some shade. Very hardy.

- **'Densiformis'** — A good, dense, spreading form. Dark green color holds well throughout the year. HT. 3-5', SP. 4-6'
- **'Hicks'** ('Hicksii') — A narrow, upright selection. Produces numerous bright red fruits in the fall. HT. 6-8', SP. 3-4'
- **'Taunton'** ('Tauntonii') — One of the toughest forms around, selected for outstanding winter hardiness. Also happens to be one of the best performers for hot climates. HT. 3-4', SP. 4-6'
- **NEW! 'Stonehenge'** ('SMNTHDC') — Upright growth with a very narrow habit. Use individually as a dramatic specimen or planted together to make a narrow hedge or screen. HT. 6-10', SP. 3-4'
- **'Wardi'** ('Wardii') — A very dense spreading form, similar to 'Densiformis', but smaller in habit. Dark green foliage and bright red fruit. HT. 3-4', SP. 3-5'

Japanese Plum Yew

(*Cephalotaxus harringtonia*) — Similar in appearance to the well-known Yew, but actually a distantly related cousin. Once

established, this species is known to be more heat and drought tolerant than traditional Yews. It may tolerate a little more sun, but we would still recommend a slightly shaded site for best results.

We are probably at about the edge of its northern range so we would encourage using it sparingly. Size will vary by selection.

- **'Columnar'** ('Fastigiata') — Similar in appearance to a Yew but with better heat and drought tolerance. Best planted in a slightly shady site, but it will tolerate some sun through the summer. This form has a more upright habit. HT. 8-10', SP. 6-8'
- **'Hedgehog'** — A spreading form with more dense growth. A nice looking, compact plant best suited for lightly shaded areas but it will tolerate a fair amount of sun. HT. 2-3', SP. 3-4'

Japanese Yew

(*Taxus cuspidata*) — The Japanese Yew gives us many popular landscape plants. They should be planted in a shaded site in very well drained soil. All are very tolerant of pruning.

- **'Dwarf Bright Gold'** — A bright golden-yellow form with a nice spreading habit. Individual needles have green and yellow stripes. A great plant for brightening up a shady spot! HT. 3-5', SP. 3-5'

- **'Dwarf Golden'** ('Nana Aurescens') — A compact, spreading selection with vibrant, bright, sunny-yellow new growth in the spring. Foliage turns rich dark green as the season progresses. An eye-catching plant, great for adding vibrant color to the shade garden. HT. 3-5', SP. 3-5'
- **'Emerald Spreader'** ('Monloo') — An ideal dwarf selection for areas where height is limited. Dark green foliage and red berries. HT. 2-3', SP. 4-5'



Oriental Spruce

GRASSES

BAMBOO

Believe it or not, Bamboo is actually a member of the grass family. This fast growing plant is well known for all the tall woody stems it produces. It can be an amazing landscape addition, creating quick screens and privacy as well as providing attractive evergreen to semi-evergreen foliage to enjoy. Bamboo has long been known as an aggressively spreading plant, and while that can still be the case with certain species, non-invasive, clumping-type bamboo selections are now becoming more readily available and are offered below. Once established, bamboo requires very little care and has very few problems that bother it. Of course, it is well known that panda bears love to eat bamboo, and they have been known to devastate small plantings, but that has not been proven to be a significant problem in this part of Kansas.

Mountain Bamboo

(*Fargesia rufa*) — Originating from the mountains of China, this is a cold hardy species with a clumping, non-invasive habit. An attractive plant with a mature size that fits a little bit easier into a lot of gardens. Grows best with some afternoon shade. HT. 6-8'; CLUMPING

Yellow-Groove Bamboo

(*Phyllostachys aureosulcata*) — This is a vigorous running type bamboo, useful for screening. Dark green, semi-evergreen foliage and golden bamboo stems. Easy to grow, but give it space because it will spread! HT. 10-15'+, RUNNING

BLUESTEM

Blackhawks Big Bluestem

(*Andropogon gerardii* 'Blackhawks') — Foliage emerges green in the spring then develops red-bronze hues at the tips over the summer. Leaf color darkens in the fall to deep purple to almost black. Tough native prairie grass! HT. 4-5', SP. 2-3'

Blue Heaven Little Bluestem

(*Schizachyrium scoparium* 'Blue Heaven') — A selection introduced by the University of Minnesota with dark blue to burgundy summer foliage, changing to red to purple and violet in the fall. Taller, more upright selection. HT. 3-4', SP. 24-30"

Carousel Little Bluestem

(*Schizachyrium scoparium* 'Carousel') — A dwarf selection introduced through the Chicagoland Grows program. Rounded habit with superior resistance to lodging in the winter. Great fall color that includes copper, pink, tan and dark, orange-red. HT. 24-30", SP. 24-30"

NEW! Jazz Little Bluestem

(*Schizachyrium scoparium* 'Jazz') — This short sport of 'The Blues', shares the same blue foliage color but stays much smaller and has a good resistance to flopping. Great fall color! HT. 24-30", SP. 12-18"

Red October Big Bluestem

(*Andropogon gerardii* 'Red October') — Green to blue-green foliage through the summer, occasionally with red highlights. Foliage changes to a stunning burgundy-red to scarlet-red in the fall. Amazing! HT. 4-6', SP. 2-3'

NEW! Smoke Signal Little Bluestem

(*Schizachyrium scoparium* 'Smoke Signal') — Blue-green foliage blends into scarlet and deep red tones in late summer. It then ages to a deeper, red-purple into the fall. HT. 3-4', SP. 18-24"

Standing Ovation Little Bluestem

(*Schizachyrium scoparium* 'Standing Ovation') — Foliage is blue cast with reddish tips. Sturdy, upright stems. Brilliant fiery red to maroon fall color. HT. 2-4', SP. 18-24"

Twilight Zone Little Bluestem

(*Schizachyrium scoparium* 'Twilight Zone') — Iridescent silvery mauve-purple highlights starting in midsummer that turns purpler as fall arrives. Upright, narrow growth. HT. 3-4', SP. 18-24"

DROPSEED

Prairie Dropseed

(*Sporobolus heterolepis*) — A very tough native prairie grass. This is a slow-growing, small species with rich emerald-green foliage throughout the summer changing to golden-yellow to orange in the fall. Sweetly fragrant flowers rise above the foliage late in the summer. HT. 2-3', SP. 2-3'

Tara Dropseed

(*Sporobolus heterolepis* 'Tara') — This is a slightly smaller and slightly more upright form of this native prairie grass. Tough! HT. 18-24", SP. 2-3'

FESCUE

Elijah Blue Fescue

(*Festuca ovina* var. *glauca* 'Elijah Blue') — Low tufted grass with fine, silver-blue foliage. Needs well-drained soil and full sun. HT. 6-10", SP. 8-12"

FOREST GRASS

All Gold Japanese Forest Grass

(*Hakonechloa macra* 'All Gold') — A bright, small grass selection that does great in the shade. Bright yellow foliage. Leaf coloration is best in light shade. HT. 12-18", SP. 18-24"

FOUNTAIN GRASS

Annual Purple Fountain Grass

(*Pennisetum setaceum* 'Rubrum') — Outstanding ornamental purple foliage and foxtail blooms. Makes a large, attractive clump in one season. Although this plant technically is a perennial, it is not winter hardy enough to make it though our winters, so treat as an annual. One of the best! A 2003 Pride of Kansas Selection. HT. 3-4'

Dwarf Fountain Grass

(*Pennisetum alopecuroides* 'Hameln') — Probably the best of the fountain grasses and definitely the most popular. Handy short habit makes it useful in a variety of

settings. Showy, bottlebrush-like flower spikes adorn the plant through the late summer and on into the winter. HT. 2-3'; SP. 2-3'

Ginger Love Fountain Grass

(*Pennisetum alopecuroides* 'Ginger Love') — Dwarf form with big, showy, upright, reddish plumes appear in late summer and persist through winter. Interesting contrast! HT. 2-3'; SP. 2-3'

Little Bunny Fountain Grass

(*Pennisetum alopecuroides* 'Little Bunny') — Smallest of the fountain grasses reaching only 10-12" tall. Makes a small mound of soft green topped with cute little "bunny tail" plumes. HT. 10-12"; SP. 12-15"

GIANT REED GRASS

Giant Reed Grass

(*Arundo donax*) — A bold, giant grass with bamboo-like canes and long, drooping, gray-green leaves. Foot-long flowers in late season. HT. 10-14'; SP. 4-8'

Variegated Giant Reed Grass

(*Arundo donax* 'Variegata') — A variegated form of this giant of a plant. Leaves and stems are striped creamy-white, creating an explosion of color in the garden. Spring growth is most vibrantly colored, fading through the summer to yellow-green. Absolutely stunning! HT. 10-14'; SP. 4-8'

GRAMA GRASS

Blonde Ambition Blue Grama Grass

(*Bouteloua gracilis* 'Bonde Ambition') — This is an attractive selection of one of our native prairie grasses. Unique flower spikes are attached at right angles to the stems and individual flowers resemble mosquito larvae, giving rise to another common name, "mosquito grass". Purplish fall color. HT. 2-3'; SP. 2-3'

LIRIOPE

Big Blue Liriope

(*Liriope muscari* 'Big Blue') — Good groundcover plant for lightly shaded areas. Foliage is dark green and "grass-like". Showy, purple flower spikes emerge late in the summer. HT. 12-15"; SP. 12-18"

Creeping Liriope

(*Liriope spicata*) — Dark green, grass-like leaves throughout the season. Produces grape hyacinth-like flowers in

the summer. Spreading habit makes this a good groundcover. Very tolerant of tree root competition and shade. HT. 12"; SP. Spreading

Silver Dragon Liriope

(*Liriope spicata* 'Silver Dragon') — An evergreen groundcover with green and white variegated, grass-like foliage. Spreads by underground stems. Produces pale lilac flowers in late summer. HT. 10-12"; SP. 1-2'

Silvery Sunproof Liriope

(*Liriope muscari* 'Silvery Sunproof') — A wonderful, variegated selection that makes a great groundcover or edging plant. Leaves are a bright green with bright yellow to creamy-white stripes. Leaves will be whiter in sunnier locations and have more yellow in shadier locations. HT. 12-15"; SP. 12-18"

Variegated Liriope

(*Liriope muscari* 'Variegata') — This is a popular selection with colorful, variegated foliage. Individual leaf blades are green with yellow to creamy-white margins. Makes a nice groundcover in mass plantings or can be used as a colorful border or edging plant. HT. 12-15"; SP. 12-18"

PAMPAS GRASS

(*Saccharum ravennae*) — This is one of our most popular selections, and has been used in Kansas gardens for many years. Quickly develops into a very large plant topped with large showy plumes late in the summer. Gives great year round interest. HT. 8-12'; SP. 4-6'

REED GRASS

Karl Foerster Reed Grass

(*Calamagrostis arundinacea* 'Karl Foerster') — Upright, narrow habit. Showy, narrow, spiky blooms start out pink in mid-summer, turn golden tan in fall. Looks great in mass plantings. PPA Perennial Plant of the Year 2001. HT. 4-5'; SP. 2-3'

Korean Reed Grass

(*Calamagrostis arundinacea* brachytricha) — This is a handsome, short selection with a spectacular fall show. Attractive floral plumes emerge late in the season, topping the plant out with an eye-catching display of blonde and rose-purple. HT. 2-3'; SP. 2-3'

SEA OATS

Northern Sea Oats

(*Chasmanthium latifolium*) — An attractive small grass with bamboo-like foliage. Light green foliage is topped out with flattened, oat-like seed heads through the summer and into the winter. Wonderful landscape plant. HT. 2-3'; SP. 12-18"

SEDGE

Blue Zinger Blue-gray Sedge

(*Carex glauca* 'Blue Zinger') — An attractive small plant with very thin, grassy blades of blue-gray foliage. Prefers moisture but will tolerate drier soils. Spreads slowly over time. HT. 12-18"; SP. 12-18"

Cedar Sedge

(*Carex eburnea*) — Hair-like leaves. Plants spread slowly to form a fine-textured groundcover under trees, shrubs, and other dry shaded locations. Semi-evergreen. HT. 2-4"; SP. 8-12"

NEW! Fringed Sedge

(*Carex crinite*) — Likes moist to wet spots, water margins, or areas that flood periodically. Tolerates drier soil with medium moisture. Tolerant of shady conditions. Spreads by rhizomes to form large colonies. HT. 1-3'; SP. 1-2'

NEW! Gray Sedge

(*Carex grayi*) — Greenish to yellow to brown seed heads that look like spiked clubs and are attractive in fresh and dried arrangements. Thrives near water. HT. 2-3'; SP. 18-24"

Fox Red Curly Sedge

(*Carex buchananii*) — An unusual plant with a unique "ever-brown" appearance. Very narrow leaves remain cinnamon-brown throughout the year. Makes a unique specimen for the garden unlike anything else you will come across. Excellent for winter effect. HT. 18-24"; SP. 2-3'

Palm Sedge

(*Carex muskingumensis*) — The glossy green leaves branch out from the main stem similar to a palm tree. Native to wooded lowlands, it does best in slightly damp soil in shade. Makes an excellent groundcover, and thrives in clay! Plant one foot on center as a groundcover or use individually as a foliage accent plant. HT. 2-3'; SP. 2-3'



Pennsylvania Sedge

(*Carex pensylvanica*) — Easily grown in average, dry to medium, well-drained soils in part shade to full shade. Prefers loose loams in dry soils in sun-dappled part shade. Most sedges prefer moist to wet soils, but not this one. Plants spread by rhizomes. Plants may self-seed in optimum growing conditions. HT. 6-12", SP. 6-12"

Texas Sedge

(*Carex texensis*) — The shiny deep green foliage is 3-6" long and semi-evergreen. In late spring dainty green flower spikes are displayed above the leaves. Plants occur in part shade to partly sunny moist or dry sandy woods. This sedge has great landscape potential as a woodland groundcover and is a natural as a lawn alternative. HT. 6", SP. 12"

Variegated Japanese Sedge

(*Carex morrowii* 'Aurea Variegata') — A bright and showy selection with vivid golden-yellow and rich green variegated foliage. Does best in soils that don't get too dry. HT. 12-15", SP. 12-18"

SILVER GRASS

Adagio Silver Grass

(*Miscanthus sinensis* 'Adagio') — Slender, silvery foliage forms a compact, graceful clump. Silvery-white blooms are held well above the foliage in the fall. HT. 3-4', SP. 2-3'

Autumn Flame Grass

(*Miscanthus* 'Purpurascens') — Very upright, almost vertical habit. Green leaves take on a bright orange-red color in fall. Magenta-colored fans appear early, maturing to white. HT. 3-4', SP. 2-3'

Cabaret Silver Grass

(*Miscanthus sinensis* 'Cabaret') — Copper colored plumes appear in late summer. Wide ribbon-like leaves have creamy-white centers. HT. 4-6', SP. 4-6'

Dwarf Maiden Grass

(*Miscanthus sinensis* 'Yaku Jima') — A compact version of Maiden Grass. Dark green, delicate blades form a graceful, vase-shaped clump. Early bloomer. HT. 3-4', SP. 3-5'

Little Zebra Grass

(*Miscanthus sinensis* 'Little Zebra') — Similar to Porcupine Grass but with a smaller growth habit. Green grass blades are banded with bright golden-yellow. Attractive pinkish-copper flower plumes late in the summer. HT. 3-4', SP. 3-4'

Maiden Grass

(*Miscanthus sinensis* 'Gracillimus') — A very popular form with narrow leaves and a graceful "fountain-like" habit. Showy plumes emerge late in the season to add to the display. Great for winter interest in the landscape. HT. 5-6', SP. 4-5'

Morning Light Silver Grass

(*Miscanthus sinensis* 'Morning Light') — Graceful, fine-textured, clumping grass with pastel green and white variegated foliage. Feathery plumes in fall. HT. 4-5', SP. 4-5'

Porcupine Grass

(*Miscanthus sinensis* 'Strictus') — A popular, wide-bladed variegated selection. Bright green leaves accented with yellow bands. Stands more erect than Zebra Grass. HT. 6-8', SP. 3-5'

Variegated Silver Grass

(*Miscanthus sinensis* var. *variegatus*) — An old-time garden favorite. Brightly colored, wide-bladed selection. Leaves are creamy-white, striped with green. Tolerant of light shade. HT. 4-6', SP. 4-6'

SWITCH GRASS

Cheyenne Sky Switch Grass

(*Panicum virgatum* (Prairie Winds TM)) — Upright, blue-green foliage that takes on deep wine-red highlights in early summer. Airy, burgundy red, cloud-like plumes top the foliage in late summer. Burgundy foliage in the fall. HT. 2-3', SP. 1-2'

Dallas Blues Switch Grass

(*Panicum virgatum* 'Dallas Blues') — Steel blue foliage topped with pastel-mauve flower heads in the fall. One of the best for blue color. Extremely hardy selection. HT. 6-8', SP. 3-4'

Hot Rod Switch Grass

(*Panicum virgatum* 'Hot Rod') — Blue-green foliage takes on a deeper burgundy to maroon color through the summer. Compact form with a good vertical habit. Great color! HT. 3-4', SP. 2-3'

Northwind Switch Grass

(*Panicum virgatum* 'Northwind') — Sturdy, upright growth with steel blue stems and olive-green foliage. This is a taller-growing selection that can reach 3' in height over the course of the growing season. Use in mass plantings for screening, privacy and background plantings. HT. 5-6', SP. 2-3'

Prairie Dog Switch Grass

(*Panicum virgatum* 'Prairie Dog') — A shorter, stouter form with impressive blue foliage. HT. 3-4', SP. 2-3'

Shenandoah Switch Grass

(*Panicum virgatum* 'Shenandoah') — A tough selection of one of our native prairie grasses, this is one of the few red-foliaged grasses available that will survive our winters. Foliage is tipped with deep, blood-red highlights and seed heads share the same color late in the season. Wonderful reddish-purple fall color. HT. 3-5', SP. 2-3'

GROUND COVER

AJUGA

Bronze Ajuga

(Ajuga reptans cvs.) — A low, dense, fast growing perennial creeping plant. Excellent for covering ground in shady places. Will tolerate sun if well watered. Blue flowers in early summer. Foliage is a dark bronzy-purple.

EUONYMUS

Purpleleaf Wintercreeper

(Euonymus fortunei var. coloratus) — Very popular groundcover plant. Dark green foliage creates a dense cover through the growing season. Leaves then stay on the plant through the winter, changing to a plum-purple. HT. 12-18".

IVY

English Ivy

(Hedra helix) — A very hardy evergreen vine, great for use as a groundcover. Glossy, dark green foliage throughout the year. Requires shade. HT. 4-6'

LIRIOPE

Big Blue Liriope

(Liriope muscari 'Big Blue') — Broad, dark green strap-like leaves. Small, light lavender flowers are borne on 12-18" spikes in summer. Plant in full to partial shade. HT. 12"

Creeping Liriope

(Liriope spicata) — Dark green, grass-like leaves throughout the season. Produces grape hyacinth-like flowers in the summer. Spreading habit makes this a good groundcover. Very tolerant of tree root competition and shade. HT. 12"

Silver Dragon Liriope

(Liriope spicata 'Silver Dragon') — Dark green, grass-like leaves with a bright white variegation. Spreading habit.

Silvery Sunproof Liriope

(Liriope muscari 'Silvery Sunproof') — White variegated form that does well in full sun or shade. Lavender flowers stand above foliage. HT. 12"

Variegated Liriope

(Liriope muscari 'Variegata') — Same as the green Liriope but with yellow and green variegation. HT. 12"

PACHYSANDRA

Japanese Pachysandra

(Pachysandra terminalis 'Green Carpet') — Evergreen groundcover spreading by rhizomes. Excellent groundcover for shade. Prefers acid soil and abundant supply of organic matter. HT. 6-8"

VINCA

Vinca Minor

(Vinca minor) — Shiny, dark green foliage with blue flowers. Grows flat on the ground. Makes an excellent groundcover for shady areas. Evergreen and very hardy. HT. 6-8"



Silver Dragon Liriope

Planting Groundcovers

Use this table to help estimate how many plants your site will need

INCHES BETWEEN	BE-PLANTS	SQUARE FOOT AREA 100 PLANTS WILL COVER	NUMBER OF PLANTS PER SQUARE FOOT
4		11	9.0
6		25	4.0
8		44	2.25
10		70	1.45
12		100	1
15		156	1 per 1.56 sq.ft.
18		225	1 per 2.25 sq. ft.
24		400	1 per 4 sq. ft.

VINES

AKEBIA

Five-leaf Akebia

(*Akebia quinata*) — Beautiful, finely-textured foliage. Small purple blossoms are followed by large purple fruits in the fall. HT. TO 40'

BITTERSWEET

Autumn Revolution Bittersweet

(*Celastrus scandens* 'Bailumn') — Don't worry about male or female plants with this one. The majority of the flowers on each plant contain both male and female parts, creating reliable fruit production with only one plant. Fruits also tend to be larger than those of other selections. HT. 20-30'

CLEMATIS

(*Clematis* hybrids) — One of the showiest flowering vines available. Plant in full sun but keep their roots cool by heavy mulching or shading the ground with smaller plantings.

- **'Abilene'** ('Evipo027') — Delightful pink flowers with a yellow center. This shorter variety is perfect for smaller areas. Can also be grown in part shade! Prune to about 12-18" each spring. HT. 3-5', GROUP C

- **'Acropolis'** ('Evipo078') — Compact, very free-flowering form. Bright pink flowers. Blooms early summer through the fall. Prune to about 12-18" each spring. HT. 4-5', GROUP C
- **'Adam's Courage'** — A large-flowering form with magenta to dark pink flowers. Bloom early summer and again in the fall. Prune only lightly in the spring, removing growth down to the topmost pair of strong buds. HT. 5-6', GROUP B
- **'Charmaine'** ('Evipo022') — Rich red flowers are double, semi-double and single! Blooms in the spring, in mid-summer and then again in the fall. Prune hard the first two springs. In subsequent years, cut shoots back to strong pair of buds early in the spring. HT. 6-8', GROUP B
- **'Diamantina'** ('Evipo039') — A heavy blooming, double, blue-purple form. Repeat flowers through the season. HT. 6-10', GROUP B
- **'Duchess of Edinburgh'** — An old classic clematis selected for its fully double, white, fragrant flowers that reach up to 5" in diameter. Remove all dead and weak stems early in the spring and shorten the remaining stems down to the highest pair of strong buds. HT. 6-8', GROUP B
- **'Guiding Promise'** ('Evipo053') — A

short-growing selection with mauve-purple flowers. Prune hard each spring, down to about 6." HT. 3-4', GROUP C

- **'Henry'** — This extremely popular variety has been a garden favorite for well over a century. Extremely large, 6-8" diameter flowers are pure white with a chocolate center. Makes a great cut flower. HT. 8-10', GROUP B
- **'Jackmani'** — A classic! Blooms heavily in June and continues blooming lightly all summer. Deep purple. HT. 8-12', GROUP C
- **'Jackmani Superba'** — Large, deep rich purple flowers about 5" across that are produced in large numbers from mid-summer to fall. HT. 8-10', GROUP C
- **NEW! 'Kitty'** ('Evipo097') — Compact grower with near white flowers. Good for containers. Prune to about 12-18" from the ground each spring. HT. 2-3', GROUP C
- **NEW! 'Lindsay'** ('EviGsy') — Very large blue-purple flowers. Works great on small trellises. Prune to about 12-18" from the ground each spring. HT. 6-8', GROUP C
- **'Nubia'** ('Evipo059') — Blooms prolifically with exceptionally red flowers. Compact, reblooming clematis is excellent for large planters or as an entryway accent. An improvement over



GROUP A

This group is made up of early-flowering selections that produce flowers from buds produced the previous season (or sometimes called old wood). Dead or weak stems can be removed immediately after flowering, as well as any growth that has spread beyond its designated space. New growth produced after this pruning will ripen as the season progresses and bear flowers the next year.

'Rebecca'. Prune back to 12-18" in the spring. HT. 4-6'; GROUP C

- **'Olympia'** ('Boulevard Evipo099') — Blue flowers with a yellow center. Produces blooms off old and new wood. Compact habit makes it suitable for containers. Prune to about 6" early in the spring. HT. 3-5'; GROUP C
- **'Parisienne'** ('Evipo019') — A smaller, more compact selection with large, star-shaped, soft violet-blue flowers. Remove dead or damaged stems in the spring and shorten remaining shoots to the topmost pair of heavy buds. HT. 5-6'; GROUP B
- **NEW! 'Poseidon'** ('Evipo113') — Multicolored petals, darker pink in the middle and lighter pink on the edges. Heavy bloomer. Prune to about 12-18" from the ground each spring. HT. 3-4'; GROUP B or C
- **'Princess Diana'** (C. texanensis) — A semi-herbaceous selection with beautiful luminous pink, tulip-like flowers. Looks neat rambling through low shrubs or perennials where flowers can be viewed from above. HT 6-8'; GROUP C
- **NEW! 'Princess Kate'** (texensis) — Large upward-facing tulip-shaped flowers, white on the inside and purple-red on the outside. Prune to about 12-18" from the ground each spring. HT. 6-8'; GROUP C
- **'Rebecca'** ('Eviop016') — Large, bright red to scarlet-red flower with a creamy-yellow center. A very heavy blooming selection. HT. 6-8'; GROUP B
- **'Rouge Cardinal'** — A heavy blooming selection with rich, velvety-crimson

GROUP B

This group is made up of selections that bloom off old wood in the spring, many of which will rebloom later on current season's shoots (often referred to as new wood). All dead or weak stems should be removed late in the winter or early in the spring prior to bud break. If desired, remaining stems can be pruned down to the highest pair of strong buds, although this is not entirely necessary. A few can tolerate severe spring pruning if size control is an issue.

THREE CLEMATIS EVERY GARDENER SHOULD TRY

1. **'Jackmani'** — Large velvet-purple flowers make this a garden favorite.
2. **'Princess Diana'** — Bright pink, tulip-like flowers. A beautiful plant named for a beautiful person.
3. **'Sweet Summer Love'** — Abundant sweet fragrant, cranberry-purple flowers.

flowers from midsummer to early autumn. Prune to about 12-18" each spring. HT. 8-10'; GROUP C

- **'Sally'** ('Evipo077') — Light pink flowers with a deep dark pink bar down the center of each petal. Great repeat blooming clematis, flowering from summer-fall. Prune to about 12-18" each spring. HT. 4-5'
- **'Sapphire Indigo'** ('Cleminov51') — Long lasting dark purple blooms on a short growing vine. Reblooms through the season. Good for use as a small climber or mixed with other perennials and roses. No need to prune. HT. 3-4'
- **'Sarah Elizabeth'** (Boulevard Evipo098) — Pink flowers with a reddish center. Heavy bloomer. Prune to about 6" each spring. HT. 4-5'; GROUP C
- **'Sweet Autumn'** (C. terniflora) — An extremely vigorous, very hardy selection with a phenomenal display

GROUP C

This group is made up of selections that produce their flowers on current season's growth. These plants will produce a much more impressive display of flowers if all shoots are pruned back to about 1-2 1/2 feet from the soil line early in the spring before new growth emerges.

of sweetly fragrant, small white flowers late in the summer and into the fall.

This plant looks like a white, fragrant cloud when in bloom! HT. 10-20'; GROUP C

- **'Sweet Summer Love'** — Produces an abundance of sweetly fragrant, cranberry-purple flowers. Flowers are small, but what they lack in size is made up in quantity, creating a beautiful display. HT. 8-12'; GROUP C
- **NEW! 'The Duchess of Cornwall'** ('Evipo118') — Blue to violet-blue flowers with a yellow center. Prune to about 12-18" from the ground each spring. HT. 4-5'; GROUP C

HONEYSUCKLE

Goldflame Honeysuckle

(Lonicera x heckrottii) — Large flame-coral trumpets, lined with gold. Hardy and everblooming. Best used on a trellis. HT. 10-20'

Hall's Honeysuckle

(Lonicera japonica 'Halliana') — Flowers are pure white changing to yellow. Very fragrant. Vigorous grower with semi-evergreen foliage. Use on trellis or mass plant to make an vigorous ground cover. HT. 10-20'

HYDRANGEA

Climbing Hydrangea

(Hydrangea anomala petiolaris) — Absolutely one of the best! A fantastic, self-clinging vine with a heavy display of large, 6-10" diameter, white, sweetly fragrant flowers late in the spring.

NEWLY PLANTED CLEMATIS

Regardless of flowering habits, all newly planted clematis should be pruned hard, down to about 12-18" from the ground, the first spring after planting. This is done to help encourage a sturdier, more heavily branched base, making the vine more durable.



Bonnie, Assistant Manager
Plant People since 2010

Misty, Greenhouse Manager
Plant People since 2010

PLANT PEOPLE WITH PLANT ANSWERS

Skinner Garden Store carries the best variety of the best products because anything less would hurt our plant-loving hearts. We want to help you add vibrancy to your flower bed, introduce you to the joys of succulents, and help you nurse that Ficus back to health.

Come in to the store with your quince questions, your fern frustrations, your deciduous disappointments. You'll leave invigorated with answers and a new fondness for your photosynthesizing friends.

Our work is our passion. Our jobs support our gardening habit.

Magnificent! Strong grower, but it does take a few years to get well established so be patient. HT. 10-30'

IVY

Boston Ivy

(*Parthenocissus tricuspidata* 'Veitchii') — It will cling to brick, stucco, stone, and rough wood without support. The foliage turns brilliant shades of scarlet and orange in the fall. HT. 20-50'

TRUMPET VINE

Balboa Sunset Trumpet Vine

(*Campsis radicans* 'Monbal') — A great introduction with spectacular, scarlet-red,

trumpet shaped flowers reaching up to 4" in length! An extremely tough vine that hummingbirds just love. HT. 10-40'

Common Trumpet Vine

(*Campsis radicans*) — As one well known horticulturist has said, "If you cannot grow this, give up gardening!" This is a very easy to grow vine that will cling to anything it can get itself onto. Bright orange and scarlet, trumpet-shaped flowers are a favorite of hummingbirds from mid-summer through fall. HT. 10-40'

WISTERIA

Kentucky Wisteria

(*Wisteria macrostachys*) — An impressive

vine with 8-12" pendulous flower clusters. Can be grown on a large structure or staked and trained into a tree form. Probably the hardiest of the wisterias. HT. 15-25'

- **'Blue Moon'** — An outstanding selection introduced from Minnesota, so you know it is hardy. Sweetly fragrant, blue to lavender flowers hang down off of the vine in an impressive display several times a season. In fact, it is reported to bloom three times a year! HT. 15-25'
- **'Summer Cascade'** ('Betty Matthews') — A very cold hardy selection with an impressive display of deep blue-lavender flowers late in the spring on the new growth of the season. HT. 15-25'

PERENNIALS



AJUGA



(Ajuga reptans) — A wonderful groundcover for shady areas of the landscape. The colorful foliage provides a nice contrast to green leafed plants and blue or pink flowers create a sea of color in early spring. Spreads rapidly with adequate moisture.

- **'Black Scallop'** (Ajuga reptans 'Black Scallop') — Ajuga reptans, commonly called bugleweed, is a dense, rapidly spreading, mat-forming ground cover which features shiny, dark green leaves. Whorls of tiny, blue-violet flowers appear in mid to late spring on spikes rising above the foliage to 10." HT. 4-6"
- **'Bronze Beauty'** (Ajuga reptans 'Bronze Beauty') — Waxy, bronze green, semi-evergreen foliage is attractive year-round. Blue flower spike in spring. HT. 6-9", SPREADING
- **'Burgundy Glow'** (Ajuga reptans 'Burgundy Glow') — Green, white, and dark pink variegated foliage forms a dense, mat-like cover. Semi-evergreen. Does not spread as rapidly as other ajugas. HT. 6-9"
- **'Chocolate Chip'** (Ajuga reptans 'Chocolate Chip') — Chocolate colored leaves that are smaller in width; 1/2", good for small courtyards. HT. 2"

ALLIUM



- **'Millenium'** (Allium 'Millenium') — This fool proof variety of allium is clump forming and produces sterile seeds that will not spread. Purple-pink flowers appear in late summer and are held above green grass-like foliage. Deer and rabbit resistant. HT. 12-18"
- **'Serendipity'** (Allium 'Serendipity') — Globe-like, rosy-purple flower tops attractive blue foliage. When crushed the leaves will emit a smell of onion. HT. 15-18"
- **'Windy City'** (Allium 'Windy City') — A dwarf variety 2" round violet-purple flowers that appear in mid-summer, dark purple stems add color when not in bloom, clumping habit, very drought tolerant, seed heads persist for winter interest. HT. 15-18"

ANEMONE



- **'Pamina'** (Anemone x 'Pamina') — Very large semi-double to double pink-red flowers bloom late summer, a bit shorter than most Anemones, attractive dark green foliage. HT. 30"
- **'September Charm'** (Anemone x hybrida 'September Charm') — An abundance of single silvery pink flowers with rose and mauve accents blooms late summer into fall. A great addition to your shady fall garden. Mass woodland planting, borders or cut flower. HT. 24-36"
- **'Snowdrops'** (Anemone sylvestris 'Snowdrops') — Pure white nodding flowers in spring. Afternoon shade necessary. Likes moist, humus-rich soil. Mulch in winter. Water well in hot weather. HT. 12-15"

ARTEMISIA



- **'Silver Mound'** (Artemisia schmidtiana 'Silver Mound') — Fern-like silver-gray foliage produces mounding effect. HT. 12", 20" WIDE

ASTER



A wonderful fall blooming perennial that is easier to grow than the popular mum. Likes well-drained soils and full sun.

- **'Kickin Carmine'** (Aster novae-angliae 'Kickin Carmine Red') — Vibrant magenta-red flowers with yellow centers will cover the foliage of this aster for weeks in the fall, tidy, compact-clumping habit. Deer resistant. HT. 24-36"
- **'Kickin Lilac Blue'** (Aster novae-angliae 'Kickin Lilac Blue') — Lilac-blue flowers with yellow centers will cover the foliage of this aster in fall, tidy, compact-clumping habit. Deer resistant. HT. 24-36"
- **'Purple Dome'** (Aster novi-angliae 'Purple Dome') — Masses of bright purple flowers in fall on compact plant. HT. 18"
- **'Vibrant Dome'** (Aster novi-angliae 'Vibrant Dome') — Mounds of hot pink flowers cover this big bushy plant that blooms well into frost-free autumn

weather. An essential late-season nectar source for pollinators. HT. 15-20"

ASTILBE



Astilbes are excellent plants for shady moist conditions, with striking colorful plumes. Astilbes come in different colors and heights, some are useful as border plants, others do well in background plantings. Astilbes have wonderful fern-like foliage that give them an interesting texture to the shade garden.

- **'Chocolate Shogun'** (Astilbe h. 'Chocolate Shogun') — Stunning new introduction from Japan. Glossy chocolate brown leaves make this the darkest Astilbe yet. Maintains good summer color. Bright pink flowers offer the perfect complement to the dark foliage. HT. 20-24"
- **'Color Flash'** (Astilbe x arendsii 'Astdev') — Foliage emerges in early spring as brilliant electric green then maturing to burgundy, purple and green. HT. 16-20"
- **'Deutschland'** (Astilbe x japonica 'Deutschland') — Short, compact, creamy white plumes in mid-summer. HT. 20-24"
- **'Fanal'** (Astilbe x arendsii 'Fanal') — Narrow, full plumes of dark red in June and July. HT. 24", 20" WIDE
- **'Key West'** (Astilbe x simplicifolia 'Key West') — Wonderful dark burgundy foliage with shimmering carmine-red flowers. Cut flower. HT. 16-20"
- **'Rheinland'** (Astilbe arendsii 'Rheinland') — Feather Flower. Profuse bloomer, plumes are short and full. Likes fertile, moist, organically rich soil. Plumes can be used in fresh cut or dried flower arrangements, harvest the plumes when the flowers are about one half open. Attracts butterflies. HT. 18-24"
- **'Vision In Pink'** (Astilbe chinensis 'Vision In Pink') — Light pink flower plumes are striking against coarsely textured, blue-green foliage. The dense, upright form is perfect in a dappled shade border, woodland garden or as a groundcover. Excellent cut flower, fresh or dried. Tolerates drier soils than other Astilbe. HT. 14"
- **'Vision In Red'** (Astilbe chinensis

'Vision In Red') — Tall feathery blooms of reddish purple rise above deep bronze-green foliage. This more heat and drought tolerant selection thrives in dappled shade. Valued for their airy quality, the flowers are excellent for cutting. Seed heads add interest to the winter garden. Great in mass plantings. HT. 14"

- **'Vision In White'** (*Astilbe chinensis* 'Vision In White') — Tall feathery blooms above compact, deep bronze-green foliage on this showy perennial. The flowers are excellent for cutting. Left in place, the dried seed heads add interest to the winter garden. A true gem for dappled shade gardens, this robust selection tolerates heat and dry periods. HT. 24"

BALLOON FLOWER

- **'Twinkle Blue'** (*Platycodon* 'Twinkle Blue') A dwarf selection with whimsical flower bud-shaped like hot air balloons that open to large violet-blue flowers. HT. 6-8"
- **'Twinkle White'** (*Platycodon* 'Twinkle White') A dwarf selection with whimsical flower bud-shaped like hot air balloons that open to large white flowers. HT. 6-8"

BEE BALM

(*Monarda*) Bee balms provide a magnificent splash of color in the perennial border. Mint scented, bright green foliage forms large clumps followed by large, brilliant flowers that persist over a long period. Excellent for attracting bees, butterflies and hummingbirds. Provide ample moisture, full sun and good air circulation, divide every 2-3 years.

- **'Balmy Lilac'** (*Monarda didyama* 'Balmy Lilac') Boldly colored, shaggy, lilac-purple flowers bloom in abundance atop a compact plant with very dark green, fragrant minty-basil scented foliage. HT. 10-12"
- **'Balmy Purple'** (*Monarda didyama* 'Balmy Purple') Rich purple-red flowers bloom early on dwarf, compact plants that show good mildew resistance. Performs best if spent blooms are trimmed away after first flush. HT. 10-12"
- **'Balmy Rose'** (*Monarda didyama* 'Balmy Rose') Vibrant, shaggy rose-colored blooms in abundance atop this compact plant with very dark green, fragrant minty-basil scented foliage. Resists powdery mildew better than others. HT. 10-12"

BERGENIA

- **'Winterglow'** (*Bergenia cordifolia* 'Winterglut') — Amazing ruby red winter foliage. Great groundcover. Red flowers. HT. 12-15"

BLACK EYED SUSAN

- **'American Gold Rush'** (*Rudbeckia* 'American Gold Rush') — Bright, golden-yellow flowers with black centers and arched petals is a gorgeous addition to any garden. This compact, upright domed-shaped beauty has narrow 2" wide hairy foliage bred for its resistance to Septoria Leaf Spot. HT. 1-1 1/2"
- **'Goldsturm'** (*Rudbeckia fulgida* 'Goldsturm') — Gold, daisy-like flowers with sooty-black centers all summer. Extremely durable. A Pride of Kansas selection. HT. 24", 24" WIDE
- **'Little Goldstar'** (*Rudbeckia fulgida* 'Little Goldstar') — This performer is a must-have in the landscape! Offers waves of bright, daisy-like, golden yellow flowers on a compact plant. An easy-to-grow perennial for a sunny border, rock garden or container. Clip spent flowers throughout the season to promote continued bloom. Heat and humidity tolerant. HT. 14-16"

BLEEDING HEART

- **'Gold Heart'** (*Dicentra spectabilis* 'Gold Heart') — Brilliant gold foliage with arching sprays of pink flowers. Great contrast plant for the shade. Blooms spring to early summer. HT. 30"
- **'Luxuriant'** (*Dicentra formosa* 'Luxuriant') — One of the BEST! Cherry-red flowers all summer long. Lovely, ferny foliage. HT. 12-18", 18" WIDE
- **'Pink Old Fashioned'** (*Dicentra spectabilis*) — Pink, graceful, arching, heart-shaped flowers in spring. Never needs dividing. HT. 2-3', 2-3' WIDE
- **'Valentine'** (*Lamprocapnos spectabilis* 'Valentine') Attractive plum-green foliage, dark red stems and dangling, red, heart-shaped flowers. Plants have a tendency to go dormant in the heat of the summer or if the soil becomes too dry. HT. 24-30"

BLUE-EYED GRASS

'Blue Eyed Grass' (*Sisyrinchium bermudianum*) — Bright purplish-blue, star shaped flowers appear to float atop

the clumps of dark green, grass-like foliage. Long blooming. HT. 7-10"

BLUE STAR FLOWER

'Blue Ice' (*Amsonia* 'Blue Ice') — Longer flowering period than other Blue Star Flowers. Dark green leaves turn bright yellow in the fall. Compact growth habit. HT. 12-15", W 20"

BRUNNERA

- **'Jack Frost'** (*Brunnera macrophylla* 'Jack Frost') — False Forget-Me-Not. Colorful frosty silver leaves accented by light green veins. Provides beautiful contrast to the shady garden. Delicate sky-blue flowers. HT. 12-18"
- **'Silver Heart'** (*Brunnera macrophylla* 'Silver Heart') — False Forget-Me-Not. Bold white and light green bordered heart-shaped leaves provide a dramatic background for the cobalt blue flowers. Brightens shady areas in borders or woodland settings or as a groundcover. HT. 6-12"
- **'Queen of Hearts'** (*Brunnera macrophylla* 'Queen of Hearts') — False Forget-Me-Not. Mostly silver foliage etched with narrow bands of dark green patterned veins. Blue flowers in spring. HT. 16-18"

BUTTERFLY MILKWEED

(*Asclepias tuberosa*) — Butterfly Flower. A showy native that provides a splash of color in early summer. It needs well-drained soil that is rather dry. The plant is very drought tolerant. 'Butterfly Weed' is slow to emerge in spring, so cultivate carefully. HT. 18-24"

CAMPANULA

- **'Pristar Blue'** (*Campanula* 'Pristar Blue') — A dwarf selection with whimsical flower bud-shaped like hot air balloons that open to large violet-blue flowers. HT. 6-8"
- **'Pristar White'** (*Campanula* 'Pristar White') — A dwarf selection with whimsical flower bud-shaped like hot air balloons that open to large white flowers. HT. 6-8"

CANDYTUFT

'Purity' (*Iberis sempervirens* 'Purity') — Clusters of small, pure white flowers on compact evergreen bushes. Blooms in

May and June. HT. 6-8"

CATMINT

- **'Cat's Pajamas'** (Nepeta 'Cat's Pajamas') — A long blooming perennial that is perfect in small areas of the landscape. Indigo blue flowers are produced all the way from the soil to the tips, providing an intense splash of color. HT. 12-14"
- **'Junior Walker'** (Nepeta x faassenii 'Junior Walker') — A superb compact selection with finely textured, aromatic, gray-green foliage and soft, lavender flower spikes on a low, spreading habit. A sterile dwarf form of Walker's Low Catmint. Excellent for cascading off walls or container edges and as groundcover that tolerates periodic drought, when well-established. HT. 14-16"
- **'Neptune'** (Catmint 'Neptune') — A truly dwarf Catmint that still produces a big display of large blue flowers that will bloom throughout the spring, summer and fall. Clumping growth habit stays tidy and won't take over. Deer and Rabbit resistant. HT. 8-12"
- **'Walker's Low'** (Nepeta faassenii 'Walker's Low') — Soft, lavender-blue flowers from April to fall. HT. 10"
- **'Whispurr Blue'** (Nepeta 'Whispurr Blue') — Large flower plumes on robust plants. Leaves have minty fragrance. Very popular with pollinators. HT. 24-28"
- **'Whispurr Pink'** (Nepeta 'Whispurr Pink') — Large flower plumes on robust plants. Leaves have a minty fragrance. Very popular with pollinators. HT. 24-28"

COLUMBINE

- **'Kirigami Deep Blue & White'** (Aquilegia caerulea 'Deep Blue & White') — Large, deep blue and white upward facing flowers with delicate deep blue spurs bloom earlier in the season. HT. 14-24"
- **'Kirigami Red & White'** (Aquilegia caerulea 'Red & White') — Large, vibrant rich red and white upward-facing flowers with delicate red spurs bloom earlier in the season. HT. 14-24"
- **'Origami Blue and White'** (Aquilegia 'Origami Blue and White') — Free flowering. Uniform height and flowering time. Long-spurred flowers. HT. 14-16"
- **'Origami Pink & White'** (Aquilegia x hybrida 'Origami Pink & White') — Extra large pink flowers with white centers are held upright on compact plants.

Cheery color for informal woodland gardens and formal mixed borders and containers. Tolerates a wide range of soil as long as it is well drained. HT. 16-18"

- **'Origami Red & White'** (Aquilegia x hybrida 'Origami Red & White') — Extra large red flowers with white centers are held upright on compact plants. Cheery color for informal woodland gardens and formal mixed borders and containers. Tolerates a wide range of soil as long as it is well drained. HT. 16-18"
- **'Origami Yellow'** (Aquilegia x hybrida 'Origami Yellow') — Extra-large yellow flowers are held upright on compact plants. Cheery color for informal woodland gardens and formal mixed borders and containers. Tolerates a wide range of soil as long as it is well drained. HT. 16-18"

CONEFLOWER

- **'Evolution Colorific'** (Echinacea hybrid 'Balevoeen') — Green cone at the center of a pallette of pink hues petals, blooming from late spring through fall. HT. 18-20"
- **'Evolution Fiesta'** (Echinacea 'Fiesta') — Fiesta provides a riot of color with spicy coral-pink flowers that age to softer shades. New flowers emerge throughout the summer, providing a lovely display. HT. 18-20"
- **'Kismet White'** (Echinacea hybrid 'TNECHKW') — This naturally short perennial boasts an exceptional amount of white flowers. Blooms earlier than most and continues blooming all the way until first frost. HT. 18"
- **'Kismet Yellow'** (Echinacea hybrid 'TNECHKY') — This naturally short perennial boasts an exceptional amount of deep yellow flowers. Blooms earlier than most and continues blooming all the way until first frost. HT. 18"
- **'Sombrero Baja Burgundy'** (Echinacea x hybrida 'Sombrero Baja Burgundy') — Deep burgundy daisies are vibrant, and free blooming for month from mid-summer until first frost. One of the best Echinacea for cut flowers, ultimate butterfly magnet, and the top specimen for color in the sunny border. Easy-to-grow plant that is tolerant of drought, heat, humidity and poor soil. Plants bloom with showy, daisy-like flowers from mid-summer until first frost. Excellent flower for the perennial border, natural meadow, butterfly or pollinator garden, or wildflower garden.

HT. 18-20"

- **'Sombrero Granada Gold'** (Echinacea hybrid 'Sombrero Granada Gold') — Soft golden-orange petals surround peach color cone on a compact, well-branched plant. Attracts butterflies. Deer resistant. HT. 18-22"
- **'Sombrero Sangrita'** (Echinacea 'Sombrero Sangrita') — Praised for their cheerful brightly colored flowers; coneflowers are a mainstay in today's garden. Be sure to leave some spent blooms on the plants in the fall because their seeds provide winter food for finches and other birds. HT. 18-20"
- **'Sombrero Lemon Yellow'** (Echinacea 'Sombrero Lemon Yellow') — Sunny, lemon yellow blooms will brighten a summer border! Bred for cold hardiness and compact form with prolific flowering over an exceptionally long season. HT. 24-27"
- **'Sombrero Salsa Red'** (Echinacea x hybrida 'Sombrero Salsa Red') — Part of the Sombrero series, 'Salsa Red' sports large, bright red flowers in mid-summer on a sturdy, well-branched and compact plant. Highly drought-tolerant once established. HT. 22-25"

CORAL BELLS

(Heuchera hybrids) — Rounded to heart-shaped leaves in shades of green to silver to deep burgundy add a wonderful contrast to the garden. Airy spires of red, pink or white flowers are held well above the soft mound of foliage. Rich, moist, well drained soil and partial shade are required.

- **'Balboa Sunset'** (Heuchera 'Balboa Sunset') — Dark cool-green and purple leaves with lovely wavy edges grow upright, showing off their wine-red undersides. HT. 7"
- **'Black Forest Cake'** (Heuchera 'Black Forest Cake') — Deep purple, almost black foliage is topped with spikes of cherry-red flowers in late spring. Striking as an accent or massed in a woodland border or provides great color contrast in mixed container. HT. 6-12"
- **'Caramel'** (Heuchera 'Caramel') — New leaves emerge bright gold and mature to peachy-orange. Soft but showy color adds warmth and contrast to mixed containers and woodland borders. HT. 10-14"
- **'Fire Alarm'** (Heuchera 'Fire Alarm') — Fiery, red hot foliage in early spring and fall. Spikes of pink, bell-shaped

flowers shimmer above reddish stems in summer. HT. 8-10"

- **'Forever Purple'** (Heuchera 'Forever Purple') — Vibrant purple glossy foliage and fluted edges. Very short spikes of purple-pink flowers in Summer. HT. 10-12"
- **'Forever Red'** (Heuchera 'Forever Red') — This brilliant Heuchera has the reddest leaves ever, a neat mounded crown, and is a vigorous grower. The leaves are cut and somewhat ruffled and reddest in the spring and fall when the temperatures are cooler. HT. 7-14"
- **'Georgia Peach'** (Heuchera 'Georgia Peach') — Creamy white flowers above large forming clumps with leaves up to 8" across. Amazing color changes throughout the seasons. Bright peachy-orange then rosy-purple by fall. Attracts butterflies and hummingbirds. HT. 14"
- **'Lime Marmalade'** (Heuchera 'Lime Marmalade') — Frilly bright lime foliage is featured on this stunning award winner. Large mounding habit retains excellent color throughout the growing season. Slender stems display white flower sprays. HT. 10-16"
- **'Northern Exposure Amber'** (Heuchera 'Northern Exposure Amber') Bred for cold hardiness and clean foliage all season long. Dense clumping habit with amber leaves, yellow flowers appear in spring. HT. 12-14"
- **'Northern Exposure Red'** (Heuchera 'Northern Exposure Red') — Bred for cold hardiness and clean foliage all season. Dense clumping habit with dark red leaves, yellow flowers appear in spring. HT. 12-14"
- **'Northern Exposure Sienna'** (Heuchera 'Northern Exposure Sienna') — Apple green leaves in spring and fall make a dramatic shift to caramelized orange edged in gold for the mid-season, bringing an unusual and eye-catching color show to the shade garden. These compact, hardy, long-lived plants produce small Coral Bell blossoms atop vivid pink stems in spring. HT. 12"
- **'Obsidian'** (Heuchera x 'Obsidian') — Stunningly black, shiny, rounded leaves hold their color all season. The compact, mounding form offers great opportunities in small urban gardens. Plant in mass to intensify the dramatic color effect. Very striking when paired in pots with high contrast companions. HT. 10-24"
- **'Primo Black Pearl'** (Heuchera 'Primo Black Pearl') — A stunning black foliage plant forms an incredibly dense habit of

- shiny, jet-black leaves with scalloped, ruffled edges and rosy purple undersides. Topped with white flowers with pink calyxes. HT. 18-20"
- **'Primo Mahogany Monster'** (Heuchera 'Primo Mahogany Monster') — The name says it all! Massive glossy, mahogany red leaves form a substantial clump of foliage. Large burgundy flower stems hold light pink buds with cream flowers. HT. 12-16"
 - **'Primo Peachberry Ice'** (Heuchera 'Primo Peachberry Ice') — A beautiful option for adding orange to your shade garden! Large, apricot orange leaves have a silver overlay, beautifully pronounced ruffling, and bright pink undersides. Leaves mellow in warmer months. Cream flowers. HT. 24-30"
 - **'Red Lightning'** (Heuchera 'Red Lightning') — Huge, golden chartreuse leaves adorned with striking dark red veins. Foliage retains its showy color throughout the growing season. In summer, small, bell-shaped, creamy white flowers bloom on slender stems rising up to 18". HT. 12-18"
 - **'Sienna Sunrise'** (Heuchera 'Sienna Sunrise') — Gray-green leaves with orange blushes are delightfully wavy and cupped, showing off their colorful, bright pink undersides. HT. 8"
 - **'Siren's Song Dark 'N Bright'** (Heuchera x 'TNHEUSSDB') — Excellent contrast purple red foliage for shaded mixed borders. Woodland gardens, mass focal point plantings or edging. HT. 18"
 - **'Siren's Song Orange Delight'** (Heuchera 'Siren's Song Orange Delight') — Leaves begin red and slowly morph into a brilliant orange. Tall, yellow flowers on burgundy stems contrast beautifully throughout the summer. HT. 18"
 - **'Southern Comfort'** (Heuchera x 'Southern Comfort') — Huge cinnamon-peach leaves mature to burnished copper, then to amber and form a broad, lush clump, making a bold landscape statement. Spikes of creamy white flowers appear in summer. Thrives in hot, humid environments where others don't. HT. 14-22"

CONEFLOWER

- **'Delicious Candy'** (Echinacea 'Delicious Candy') — A generous supply of radiant summer color from large, semi-double, fuchsia pink flowers on a compact, sturdy plant with deep green foliage.

HT. 16-24"

- **'Delicious Nougat'** (Echinacea 'Delicious Nougat') — Creamy white petals surrounding yellow-green centers rise on short stems on this sturdy, compact perennial. HT. 12-18"

COREOPSIS

- **'Moonbeam'** (Coreopsis verticillata 'Moonbeam') — Lacy foliage and pale yellow flowers all summer. HT. 12-18"; SPREADING
- **'Solanna Bright Touch'** (Coreopsis 'Bright Touch') — A compact but showy blast of color for sunny borders or containers. Bright golden yellow flowers with a touch of red on strong, short stems rise slightly above upright mounds of lush green foliage, and continue to bloom throughout summer, even in hot and humid climates! HT. 10-18"
- **'Solanna Golden Sphere'** (Coreopsis grandiflora 'Golden Sphere') — Striking, pom-pom like golden blooms; an abundance of large diameter flowers over mounds of dark gray-green foliage; tolerant of pests and drier soils, thriving in sandy and rocky soils. HT. 12"
- **'Solanna Sunburst'** (Coreopsis grandiflora 'DCORSOSB') — Showy yellow flowers with bronzy red centers on compact, mounding foliage. Attracts butterflies. HT. 18"
- **'Sunstar Gold'** (Coreopsis 'Sunstar Gold') — Rich color for a sunny summer garden. Large, red-eyed, molten gold-colored blooms among the green, feathery, mildew resistant foliage. HT. 24"
- **'Sunstar Orange'** (Coreopsis 'Sunstar Orange') — Loads of large, vivid, citrus-hued, red-splashed, sun-loving blooms from late spring throughout the heat of summer. HT. 12"
- **'Sunstar Rose'** (Coreopsis 'Sunstar Rose') — White-edged, rose-eyed flowers. These are hardy, with clean, manicured habit, an extremely long bloom time, and feathery, mildew resistant foliage. HT. 12"
- **'Uptick Cream & Red'** (Coreopsis 'Uptick Cream & Red') — Chipper little 1-2" flowers proliferate on tidy, mounded plants that bloom and keep their shape. HT. 12-14"
- **'Uptick Gold & Bronze'** (Coreopsis 'Uptick Gold & Bronze') — Large 3" gold flowers with bronze centers, forms a compact tidy mound perfect for borders and rock gardens, foliage is mildew resistant. HT. 12-14"

- **'Uptick Yellow & Red'** (Coreopsis 'Uptick yellow & Red') — Large yellow flowers with dark red centers. Forms a compact tidy mound perfect for borders and rock gardens. Foliage is mildew resistant. HT. 12-14"
- **'Zagreb'** (Coreopsis verticillata 'Zagreb') — Deep yellow blooms, ferny foliage, and a compact habit. HT. 12", SLOWLY SPREADING

CROCOSMIA



- **'Columbus'** (Crococsmia 'Columbus') — Arching spikes of bright yellow lily shaped flowers, rise on long stems over grass-like green foliage. Makes an excellent cut flower and adds dramatic impact to any border, and draws butterflies into the garden. HT. 32"
- **'Emberglow'** (Crococsmia 'Emberglow') — Tall spikes of tubular, star-like, orange-red flowers with yellow throats are highly attractive to hummingbirds and butterflies. Flower spikes appear long stems above green, grass-like foliage. HT. 2-3'
- **'Moonbeam'** (Coreopsis verticillata 'Moonbeam') — Lacy foliage and pale yellow flowers all summer. HT. 12-18", SPREADING
- **'Orange Pekoe'** (Crococsmia 'Orange Pekoe') — Vibrant red-orange buds open to bold tri-color blooms with an array of red, orange, and yellow petals. Flowers appear on long stems above an upright clump of narrow, sword-like, green foliage. HT. 24-28"

DAISY



Shasta Daisy

(Leucanthemum superbum) — Bred for flower output and vigor, Shasta Daisies make a wonderful display from June to September. Strong stems make a good, long lasting cut flower. Shastas do best with constantly moist, well-drained, good garden soil. Divide every other spring to help maintain vigor.

- **'Becky'** (Leucanthemum superbum "Becky") — Large, single white flowers on sturdy stems that hold up wonderfully in the wind and rain. Foliage holds up well in our Kansas heat and humidity. HT. 3'
- **'Lemon Puff'** (Leucanthemum superbum 'Lemon Puff') — Delightful double flowers with soft lemon-yellow petals and darker golden yellow centers on a compact plant with a tight, low habit. Incredible flower power with

a profusion of blooms. Excellent for container gardening or at the front of a border. HT. 16-18"

- **'Shortstop'** (Leucanthemum hybrid 'shortstop') — Classic Shasta daisy flowers with full, bright white petals surrounding a rich yellow center on this compact plant that naturally maintains a tight, low habit. A real garden MVP that will reliably produce a profusion of blooms. HT. 15"
- **'Western Star Gemini'** (Leucanthemum maximum 'Western Star Gemini') — Big blooms open with



buttery yellow petals that lighten to creamy white as the flowers continue to grow. Flowers from spring through summer. The compact size and dense foliage make this a great choice for containers or perennial beds. HT. 14-18"

DAYLILY



(Hemerocallis) — Daylilies are one of the easiest perennials to grow. They will tolerate a wet or dry site and full sun or light shade. Choose from softly ruffled to bold or bi-colored. Each bloom only lasts for one day but so many blooms are produced that the blooming period can last for weeks. Daylilies are disease and pest free.

- **'Blazing Skye'** (Hemerocallis 'Blazing Skye') — A reblooming daylily with dramatic color. Large yellow flowers feature bold, burgundy eyes and burgundy lined ruffled petal edges. This easy-care compact plant tolerates a range of soils and can be tucked into nearly any garden to add reliable summer color. HT. 12-18"
- **'Endlessly Coral'** (Hemerocallis 'Endlessly Coral') — This compact ever-blooming daylily produces a continuous profusion of beautiful, medium-sized, coral-colored flowers. Supplies a seemingly endless source of warm season color for beds, borders, and containers. HT. 20"

- **'Endlessly Orange'** (Hemerocallis 'Endlessly Orange') — This ever bloomer produces a constant display of 2.5", ruffled, light orange blooms. HT. 12-15"
- **'Endlessly Yellow'** (Hemerocallis 'Endlessly Yellow') — This compact ever-blooming daylily produces a continuous profusion of beautiful, medium-sized, bright yellow flowers. Supplies a seemingly endless source of warm season color for beds, borders, and containers. HT. 20"
- **'Happy Returns'** (Hemerocallis 'Happy Returns') — Clear yellow 2 3/4" blooms in early summer and reblooms during the summer and fall. HT. 15"
- **'Little Business'** (Hemerocallis 'Little Business') — Raspberry red 3" blooms, with a band of white. An early midseason re-bloomer that repeats flowering later in the season. HT. 16"
- **'Little Grapette'** (Hemerocallis 'Little Grapette') — 2" grape purple blooms. HT. 12"
- **'Mini Stella'** (Hemerocallis 'Mini Stella') — 1 1/2" yellow blooms. Repeat bloomer like 'Stella de Oro'. Attractive foliage. HT. 11"
- **'Radiant Skye'** (Hemerocallis 'Radiant Skye') — A reblooming daylily with dramatic color. Big blooms feature ruffled pink petals with a prominent yellow eye, surrounded by a ring of burgundy. This easy-care compact plant tolerates a range of soils and can be tucked into nearly any garden to add reliable summer color. HT. 12-18"
- **'Saffron Skye'** (Hemerocallis 'Saffron Skye') — A reblooming daylily with bold color. Bright butter-yellow flowers add a fancy flair to the garden with especially frilly edges. This easy-care compact plant tolerates a range of soils and can be tucked into nearly any garden to add reliable summer color. HT. 12-18"
- **'Stella de Oro'** (Hemerocallis 'Stella de Oro') — 3" golden-yellow blooms. Repeats all summer. HT. 18"
- **'Stormy Skye'** (Hemerocallis 'Stormy Skye') — A reblooming daylily with dramatic color. Large pink flowers feature bold, burgundy eyes and burgundy lined ruffled petal edges. This easy-care compact plant tolerates a range of soils and can be tucked into nearly any garden to add reliable summer color. HT. 12-18"

DELPHINIUM



- **'Guardian Lavender'** (Delphinium

elatum 'Guardian Lavender') — Sturdy spikes of pale blue-lavender florets with white bees. Blooming for weeks from early to mid-summer and attracts hummingbirds and butterflies. HT. 30-40"

- **'Guardian White'** (Delphinium elatum 'Guardian White') — Sturdy spikes of white flowers reaching up to 40". Attracts hummingbirds and butterflies. Deer and rabbit resistant. HT. 30-40"
- **'Red Lark'** (Delphinium elatum 'Red Lark') — This plant will stop you in your tracks with spikes of coral red double flowers rising above a mound of scalloped foliage in late spring and summer. HT. 24-36"

DIANTHUS

(Dianthus) — A magnificent addition to the landscape, this garden gem has beautiful, deep blue-green to green, grass-like foliage that forms thick, evergreen mats. Wonderfully fragrant, stunningly bright blooms smother the foliage in color early in the spring and sporadically through the summer. Provide well-drained, moist soil, full sun to partial shade, and lots of neglect and these plants will thrive.

- **'American Pie Berry a la Mode'** (Dianthus hybrid 'American Pie Berry a la Mode') — Delightfully fragrant blooms grow above blue-green foliage on sturdy stems that do not flop. Crisp, white flowers have unique magenta centers. HT. 11"
- **'Angel of Hope'** (Dianthus hybrid 'Angel of Hope') — From the Scent from Heaven collection, Angel of Hope has striking frilly pink blooms with fuchsia centers and exceptional fragrance. HT. 15"
- **'Angel of Peace'** (Dianthus hybrid 'Angel of Peace') — From the Scent from Heaven collection, Angel of Peace has masses of frilly pink flowers with red centers and exceptional fragrance. HT. 6-8"
- **'Angel of Purity'** (Dianthus hybrid 'Angel of Purity') — From the Scent from Heaven collection, Angel of Purity has masses of frilly white double flowers featuring exceptional fragrance. HT. 6-8"
- **'Delilah Purple'** (Dianthus plumaris 'Delilah Purple') — Stunning semi-double purple flowers are long lasting and bloom all season long. Great cut flower. HT. 10"
- **'Firestar'** (Dianthus 'Firestar') — The Dianthus Fire Star, has vibrant red flowers with a dark red eye. The flowers provide a striking contrast as

they appear on evergreen, glaucous grey-green foliage; the foliage gives off a spicy scent of cloves! HT. 6-8"

- **'Firewitch'** (Dianthus 'Firewitch') — 2006 Perennial of the Year. Cheddar pink. Low growing dianthus with exceptional, deep blue-green foliage. Flowers are produced in abundance in the spring and then sporadically during the summer. Needs well-drained, average garden soil. HT. 6"
- **'Frosty Fire'** (Dianthus 'Frosty Fire') — Pinks. A ground hugging mat of aqua-blue foliage with 1-inch, Vibrant red-pink "quarter" sized double flowers with some spots of white. Scented blossoms. HT. 6-8"
- **'Fruit Punch Classic Coral'** (Dianthus hybrid 'Fruit Punch Classic Coral') — Produces fragrant, double coral pink blossoms atop a tight, compact mound of blue-green foliage. HT. 8-10"
- **'Fruit Punch Sweetie Pie'** (Dianthus hybrid 'Fruit Punch Sweetie pie') — Produces loads of semi-double, true pink flowers with darker eye atop a low mound of silvery-green foliage. HT. 8-10"
- **'Georgia Peach'** (Dianthus 'Georgia Peach') — A stunning new hybrid pink, with delectably fragrant, pale blush-pink petals surrounding vibrant coral centers. Prolific flowers are held on sturdy stems that do not flop! A great choice for boutonnieres and bouquets. Tidy, compact habit is perfect for patio containers, borders, and cutting gardens. HT. 10-12"
- **'Paint The Town Fancy'** (Dianthus hybrid 'Paint the Town Fancy') — This bright colored perennial produces single, rosy fuchsia flowers with red eyes atop a low mound of blue foliage. HT. 6-8"
- **'Paint the Town Magenta'** (Dianthus hybrid 'Paint the Town Magenta') — This brightly colored perennial produces single, vibrant magenta pink flowers atop a low mound of blue foliage. HT. 6-8"
- **'Paint the Town Red'** (Dianthus hybrid 'Paint the Town Red') — This bright colored perennial produces single, deep magenta red flowers atop a low mound of blue foliage. HT. 6-8"
- **'Whetman Star Superstar'** (Dianthus 'Wp11 Tyr04') — Delightfully fragrant blooms appear throughout the summer. Pink petals are fringed with pale pink and accented with a deep red star in center of each bloom. Spreads to form a neat clump of slender blue-green foliage, perfect for the front of borders

or in patio containers. Superb, long-lasting cut flower. HT. 6"

EUPHORBIA

- **'Ascot Rainbow'** (Euphorbia x martini 'Ascot Rainbow') — Elegant form covered with striking sage and lime green foliage edged in an attractive yellow border that turns pink-flushed or peachy-salmon in colder months. Vibrant green and yellow striped bracts with prolific, radiant red blooms. HT. 18-20"

FALSE INDIGO

(Baptisia australis) — Showy racemes of pea-shaped, indigo-blue flowers. Low-maintenance plant. HT. 3-5', 3-5' WIDE

- **'Decadence Cherries Jubilee'** (Baptisia x 'Cherries Jubilee') — Unique maroon and yellow flowers age to gold. HT. 30-36"
- **'Decadence Dark Chocolate'** (Baptisia x Decadence 'Dark Chocolate') — Compact Upright mounding habit. In late spring, spikes appear with deep purplish black flowers that are nestled just above the bright green foliage. As the flowers fade, dark seed pods remain. HT. 30-40"
- **'Decadence Deluxe Pink Lemonade'** (Baptisia x Decadence 'Deluxe Pink Lemonade') — Soft yellow flowers appear atop the compact clump of deep blue-green foliage in spring. The flowers age to a dusty raspberry purple, showing both colors at the same time. HT. 40-48"
- **'Decadence Lemon Meringue'** (Baptisia x Decadence 'Lemon Meringue') — The delectable lemon-yellow flowers contrast handsomely with the striking dark charcoal-colored stems. HT. 36"
- **'Decadence Sparkling Sapphires'** (Baptisia x Decadence 'Sparkling Sapphires') — Dazzling indigo-blue flowers sparkle like precious gems. Nicely compact, this treasure supplies both bold color and texture to any garden. Charcoal-hued seed pods develop earlier; right after it finishes flowering and linger into fall. HT. 30-36"

FALSE SUNFLOWER

- **'Burning Heart'** (Heliopsis helianthoides var. scabra) — Dozens of giant daisy-

like golden flowers with red centers with contrasting dark purple stems and leaves. Heat and drought tolerant. Deadhead to promote constant summer blooms. HT. 24-30"

- **'Fire Twister'** (*Heliopsis helianthoides* 'Fire Twister') — Tall, bushy clumps feature deep, burgundy foliage and 3.5" red-orange flowers with a dark brown center cone, from early summer to early fall. HT. 24-32"
- **'Luna Roja'** (*Heliopsis helianthoides* 'Luna Roja') — Dense, very dark foliage provides an attractive contrast to the yellow-orange to fire-red flowers that bloom from July to September, The shortest Sunflower on the market. HT. 16"
- **'Sunstruck'** (*Heliopsis helianthoides* 'Sunstruck') — Huge, bright golden-yellow, daisy like flowers have sunny gold centers and contrast nicely with shimmery silver and green foliage. Compact habit, with blooms from mid through late season. Provides a nice splash of color during the heat of the summer. A great cut flower. HT. 14-16"
- **'Tuscan Gold'** (*Heliopsis* 'Tuscan Gold') — A showy perennial with sunny yellow flowers that is perfect for your sun garden! Forms a compact, upright habit with dark green leaves. HT. 24-32"

FERN

- **'Autumn Fern'** (*Dryopteris erythrosora*) — Evergreen. Fronds emerge coppery-pink, then turn deep green. Very hardy. HT. 30"
- **'Ghost'** (*Athyrium* 'Ghost') — A vigorous and easy to grow fern with a neat, formal, upright mound of rigid, silver-green fronds with deep purple midribs. Perfect for the woodland garden as a backdrop to hostas or paired with coral bells. Thrives in moist, shady settings, though more tolerant of brief dry spells than most ferns of its type. HT. 24-36"
- **'Lady In Red'** (*Athyrium filix-femina* 'Lady In Red') — With finely textured light green foliage held on vividly-contrasting red-violet stems, 'Lady in Red' typically grows slightly smaller than other varieties. Combine with bold-leaved plants in the shade or woodland garden such as hostas and brightly colored heucheras. HT. 36"
- **'Japanese Painted Fern'** (*Athyrium nipponicum* 'Pictum') — Colorful fronds of blended gray-green and wine-red. HT. 18"
- **'Jurassic Pterodactyl'** (*Athyrium otophorum* 'Jurassic Pterodactyl') —

Add airy, feathery texture to a shady spot with the arching fronds of this clump-forming fern. Pale green fronds unfurl from red stems, creating a two-toned look with the older, dark-green foliage HT 18"

- **'Ostrich Fern'** (*Matteuccia struthiopteris*) — Erect, gracefully arching fronds. HT. 3-4'
- **'Robust Male'** (*Dryopteris filix-mas* 'Undulata Robusta') — Long, leathery emerald-green fronds are upright and stately, and retain their foliage well in cold weather. 'Robusta' is a fairly compact selection, producing a deep green flush of new fronds each spring. Semi-evergreen. HT. 36"

GAILLARDIA (Blanket Flower)

- **'Barbican Red'** (*Gaillardia* 'Barbican Red') — Twice the flower power with a much more dense, rounded habit than others. A carefree perennial with vibrant flowers that bloom nearly nonstop all season. Perfect for hot sunny borders and cutting gardens. HT. 14-18"
- **'Barbican Yellow Red'** (*Gaillardia* 'Barbican Yellow Red Ring') — Twice the flower power with a much more dense, rounded habit than others. A carefree perennial with vibrant flowers that bloom nearly nonstop all season. Perfect for hot sunny borders and cutting gardens. HT. 14-18"
- **'Sunset Celebration'** (*Gaillardia x grandiflora* 'Sunset Celebration') — This selection blooms profusely over a long period, forming a low, compact mound of grey-green, foliage. Flowers appear spring through fall. Thrives in hot, sunny sites. Attractive to butterflies, hummingbirds. Drought tolerant once established. Deer and Rabbit resistant. HT. 14-16"

GAURA

- **'Gambit Variegata Rose'** (*Gaura lindheimeri* 'Gambit Varigata Rose') — Rosy-pink blooms on dark stems dance above green and cream foliage on this compact variety. HT. 12-18"
- **'Steffi Blue Pink'** (*Gaura lindheimeri* 'Steffi Blush Pink') — Red stems and large blush-pink blooms grace this exceptionally compact Gaura from early spring through fall. A charming and popular choice for hot, dry regions. Great in sunny borders and rock gardens. HT. 18"
- **'Steffi Dark Rose'** (*Gaura lindheimeri*

'Steffi Dark Rose') — A bushy rounded form with robust green foliage and an abundance of upright spikes blanketed with dark rose-pink flowers. Provides vibrant seasonal color from late spring through early fall. Excellent heat and drought tolerance. Great for sunny rock gardens, borders, and containers. HT. 18-24"

GERANIUM

(Geranium) — A wonderfully diverse group of plants, hardy geraniums provide delicate, finely divided foliage, brilliantly colored blooms, and many have stunning fall colors of deep crimson-red. If you provide afternoon shade and well drained, moist soil these perennials will put on a spectacular display in the garden.

- **'Biokovo'** (*Geranium cantabrigiense* 'Biokovo') — Crane's Bill. Dainty pink-flushed white flowers grace this hardy geranium from late spring into summer. Fragrant foliage becomes red-tinged in fall. Dwarf, ground-hugging form spreads gently by underground stems. Remains neat all season with little care. 2015 Perennial Plant of the Year! HT. 10-12"
- **'Black-eyed Magenta'** (*Geranium cinereum* var *subcanlescens*) — Dainty, brilliant magenta flowers marked with black centers above lacy, dark green foliage. Red foliage in fall on this outstanding, long blooming addition to borders or rock gardens. HT. 6-8"
- **'Max Frei'** (*Geranium sanguineum* 'Max Frei') — Magenta flowers, late spring through summer. HT. 6-8"
- **'Rozanne'** (*Geranium* 'Rozanne') — Large 2 1/2" violet-blue flowers with white centers bloom for a very long time. Deep green foliage is lightly marbled with chartreuse. A good spreading plant that will cover 2 or 3 square feet in the garden. HT. 20"

GEUM

- **'Rustico Orange'** (*Geum* 'Rustico Orange') — Compact, mounding habit and numerous red orange flowers. Its dense, deep green foliage with large attractive leaves and a long bloom time are equally lovely in a woodland setting or container. HT. 10"
- **'Tempo Yellow'** (*Geum* 'Tempo Yellow') — Sunny yellow blooms rise above compact foliage on dramatic dark

stems. An early bloomer, continuing all spring. HT. 21"

GOLDENROD

(Solidago) — Contrary to popular belief goldenrod does not cause hayfever; ragweed that blooms at the same time is to blame. Solidago makes a wonderful cut flower and gives the garden late summer and early fall color.

- **'Crown of Rays'** (Solidago x 'Crown of Rays') — Dense, golden yellow blooms August to October. HT. 2'

HELENS FLOWER

- **'Hayday Yellow'** (Helenium 'Hayday Yellow') — Bright yellow blooms all summer long. Attracts hummingbirds, butterflies and pollinator bees to the garden. HT. 14-18"

HIBISCUS

(Hibiscus) — Best grown in a constantly moist soil, but are very adaptable to different sites. Apply mulch to conserve moisture. Hibiscus are VERY late to emerge in the spring, so don't panic too soon. Trim to the ground in winter or early spring. A Pride of Kansas Selection. conditions. It is the perfect complement to so many perennials with its uniquely colored and thickly textured flowers. Hibiscus are VERY late to emerge in the spring, so don't panic too soon. Attracts butterflies and hummingbirds. HT. 40"

- **'Head Over Heels Blush'** (Hibiscus moscheutos 'Head Over Heels Blush') — A true show-stopper, big pale-pink flowers with bold crimson centers pop against deep burgundy foliage. Quickly fills empty spaces and forms a large dense, shrubby form if given full sun. HT. 3-4'
- **'Head Over Heels Desire'** (Hibiscus moscheutos 'Head Over Heels Desire') — Scarlet colored blooms that make a bold statement against rich, burgundy foliage. HT. 3-4'
- **'Head Over Heels Passion'** (Hibiscus moscheutos 'Head Over Heels Passion') — A true show-stopper, big vibrant pink blooms with bold crimson centers pop against deep burgundy foliage. HT. 3-4'
- **'Midnight Marvel'** (Hibiscus x 'Midnight Marvel') — Huge, 8-9" flowers in pure red positively glow against the richest purple foliage in the genus. Its saucer like flower form has a tropical feel,

but this easy-care hibiscus is hardy enough for even the cooler climate gardeners to enjoy. Produces flowers from midsummer all the way to early fall. HT. 4'

- **'Summerific Ballet Slipper'** (Hibiscus 'Ballet Slipper') — Huge 7", ruffled flowers are white with a deep red eye with petals that are edged with blush pink. These feminine flowers are produced all over the polished, upright, shrub-like clump of bright green foliage. HT. 4-5'
- **'Summerific Berry Awesome'** (Hibiscus x 'Summerific Berry Awesome') — Huge 7-8", ruffled, lavender pink flowers with a cherry red eye are produced all over the densely, shrub-like clump of attractive midnight green foliage. HT. 3-4'
- **'Summerific Cherry Choco Latte'** (Hibiscus x 'Summerific Cherry Choco Latte') — A perfect late summer perennial! Very large 8-9" flowers are white with deep pink veining and a notably large eye. Attractive dark olive-green foliage forms a compact airy clump. HT. 48"
- **'Summerific Cranberry Crush'** (Hibiscus x 'Summerific Cranberry Crush') — Short, compact habit, scarlet-red flowers and long bloom time. Near black buds open to glossy, scarlet 7-8" wide flowers. Glossy deep green foliage. HT. 3-4'
- **'Summerific French Vanilla'** (Hibiscus x 'Summerific French Vanilla') — Huge 7-8", creamy custard yellow, ruffled flowers. Flowers are more yellow in cooler conditions, whiter in hotter conditions. Deep green leaves form a compact habit. HT. 4'
- **'Summerific Valentine Crush'** (Hibiscus 'Summerific Valentine Crush') — Bright red flowers open flat at 7" wide. The leaves have large, ovate shape and a dark bronze cast in full sun. HT. 3-4'

HOLLYHOCK

- **'Fiesta Time'** (Hollyhock 'Fiesta Time') — A short-lived perennial which produces sturdy spikes of large, double, cerise pink. Fringed flowers. Blooms from mid to late summer. HT. 2-3'
- **'Halo Cerise'** (Hollyhock 'Halo Cerise') — Large, single cerise pink flowers with dark purple eye. HT. 5-6'
- **'Spotlight Sunshine'** (Alcea rosea 'Spotlight Sunshine') — True perennial hollyhock which flowers the first year from seed, single yellow flowers bloom on tall stately stalks all summer. Pinch

to produce more compact and bushy plants. HT. 5-6"

HOSTA

(Hosta) — A wonderful low maintenance perennial for the garden. They prefer a shady location here in Kansas, on the north or east side, or in the dappled shade under trees. Foliage takes center stage and we offer a wide range of colors, from dark green, to gold, to silvery blue. Whether used as a striking specimen or as a groundcover, hostas are easy to grow and easy to love.

- **'Abiqua Drinking Gourd'** (Hosta 'Abiqua Drinking Gourd') — Large spreading hosta. Blue green foliage with a puckered texture, very rounded and deeply cut. Cup forming leaves. Good slug resistance. Attracts butterflies and hummingbirds. HT. 24"
- **'August Moon'** (Hosta 'August Moon') — Leaves are rounded 9 1/2" long and 8" wide, medium to bright gold color, better than average seer-suckered substance. White blooms have a hint of lavender. Attracts butterflies and hummingbirds. HT. 20-30"
- **'Big Daddy'** (Hosta 'Big Daddy') — One of the best blue hostas. Leaves 15" long and 10" wide. A rich blue-green color, heavily corrugated with thick substance. White blooms in late June. HT. 24-30"
- **'Blue Angel'** (Hosta 'Blue Angel') — Mature leaves are 16" long and 12" wide and deep blue-green color. Heavily corrugated with thick substance. The near white flowers open in dense clusters well above the foliage. HT. 3-4'
- **'Blue Mouse Ears'** (Hosta x 'Blue Mouse Ears') — A symmetrical mound of small, heart-shaped foliage with a slight curl that resemble mouse ears. The soft blue-gray leaves have a faint white edge in early spring. The thick foliage resists slug damage. Lavender flowers stand above the foliage clumps. An herbaceous perennial. 2008 Hosta of the Year. HT. 6-7"
- **'Brother Stefan'** (Hosta 'Brother Stefan') — Medium sized hosta with a moderate growth rate. Plants grow in a beautiful mound producing puckered golden-yellow leaves surrounded with a wide dark-green margin. Plants produce near white flowers early summer. HT. 20"
- **'Cherry Berry'** (Hosta 'Cherry Berry') — Small to medium hosta. Pointed elliptical



Hosta - Paul's Glory

leaves, mostly white with irregular dark green margins. Stems and flower scapes are cherry red. HT. 24"

- **'Earth Angel'** (Hosta 'Earth Angel') — Hosta of the year for 2009. Blue-green pointed leaves with creamy white margins. Thick leaves with deep ribs. HT. 30"
- **'Empress Wu'** (Hosta 'Empress Wu') — This impressive giant hosta was named in honor of the only lady emperor of China. A stunning specimen that is one of the most sought after hostas. Leaves measure 18" in width at maturity. HT. 4'
- **'Eola Sapphire'** (Hosta Eola Sapphire) — Metallic blue-green seer suckered leaves. A beautiful, larger selection that is sure to attract attention in the garden. Slug resistant. Purple flowers. HT. 3', 4' WIDE
- **'Enterprise'** (Hosta 'Enterprise') — A beautiful contrasting addition to the shade garden, featuring heart-shaped leaves with dark green and creamy white variegation with tinges of olive green throughout the season. Dainty tubular lavender flowers appear above the low mounds of foliage in summer. This selection is a sport of Hosta Captain Kirk. HT. 1 ½ - 2'
- **'Fantasy Island'** (Hosta 'Fantasy Island') — A small hosta growing 8" mounds of white centered heart-shaped leaves with wide dark green margins. In June plants produce lavender flowers on reddish 18" tall scapes. HT. 8"
- **'First Frost'** (Hosta 'First Frost') — A selection prized for its robust foliage which remains attractive straight through to first frost. Rich blue-green leaves have a creamy-yellow border that gradually fades to white. HT. 16-20"
- **'Francee'** (Hosta 'Francee') — Crisp white margins on dark green leaves. Relatively sun tolerant. HT. 18-24", SP. 36-45"
- **'Ginko Craig'** — An ideal edging plant. Short lance-like leaves with sharp white border. Dark purple flowers. HT. 12", 33" WIDE
- **'Guacamole'** (Hosta 'Guacamole')

Apple green leaves are large, shiny and rounded with a wide green edge. Large fragrant lavender flowers. Rapid grower with good sun tolerance. HT. 12-24"

- **'Hadspen Blue'** (Hosta 'Hadspen Blue') — Leaves are 7 1/2" long and 6 1/2" wide and of a deep blue-green color with moderate corrugation and thick substance. Medium to slow growth rate. Flowers form dense clusters on 20" spikes. HT. 14"
- **'Halcyon'** (Hosta 'Halcyon') — Spear-shaped, thick, deep blue-green leaves are 8" long and 5 1/2" wide with heavy ribbing. Medium growth rate. HT. 20"
- **'June'** (Hosta 'June') — Leaves are pointed with gold centers and blue gray margins. Very distinctive. Good slug resistance. HT. 12-24"
- **'Krossa Regal'** (Hosta 'Krossa Regal') — Shimmering, frosty-blue, upright foliage makes this hosta a real standout in the shade garden. Pale lavender flowers are displayed on 5-foot tall stalks above the foliage. Thick leaves resist slug damage. Makes a dramatic statement when paired with creamy variegated hostas. HT. 24-36"
- **'Lakeside Paisley Print'** (Hosta 'Lakeside Paisley Print') — Small, 6" heart-shaped leaves develop distinct markings that resemble white feathers placed on the center rib of the wavy edged deep green leaf. 24" scape of lavender flowers bloom mid to late summer. HT. 12"
- **'Minuteman'** (Hosta 'Minuteman') — Minuteman is great sport of the very popular Hosta 'Patriot'. The leaves are a little rounder and are slightly more cupped than it's parent. Plants are an outstanding addition to any garden. HT. 18"
- **'Olive Bailey Langdon'** (Hosta 'Olive Bailey Langdon') — Dark green foliage with wide light green margins. Lightly cupped leaves with wavy margins and deeply corrugated texture. Purple flowers. Huge! HT. 3', 5-6' WIDE
- **'Patriot'** (Hosta 'Patriot') — Dark forest green centers and wide, white, irregular margins. HT. 22", 30" WIDE
- **'Paul's Glory'** (Hosta 'Paul's Glory') — Absolutely stunning variegated foliage has deep green margins with a creamy yellow center that turns white in summer. Highlights the shaded garden and is especially beautiful planted with Astilbe or Ferns. Both foliage and lavender-colored flowers are lovely in bouquets. HT. 25"
- **'Sagae'** (Hosta 'Sagae') — Green leaf

with creamy yellow margins. Very good slug resistance. HT. 24-36"

- **'Sum and Substance'** (Hosta Sum and Substance) — Huge, glossy, thickly textured, chartreuse leaves up to 14" across. HT. 30", 80" WIDE
- **'Wide Brim'** (Hosta 'Wide Brim') — Leaves are wide with a dark green center and yellow margins, that turn a creamy white by mid-summer. Outstanding ground cover or specimen plant. HT. 14-16"

HYSSOP



- **'Blue Boa'** (Agastache x 'Blue Boa') — Deep violet-blue flowers held high above bright green foliage. Well branched and fragrant foliage. Drought tolerant. Attracts butterflies and hummingbirds. HT. 32"
- **'Kudos Coral'** (Agastache 'Kudos Coral') — Coral pink flower spikes from Spring to Summer. Compact hybrid with a great habit, increased hardiness, disease resistance and tolerance of wet soils. Attracts hummingbirds and butterflies. Deer and rabbit resistant. HT. 18-20"
- **'Kudos Gold'** (Agastache 'Kudos Gold') — Strike it rich with shades of gold that adorn this long blooming, upright, and compact perennial. An exciting choice for mixed beds, borders, or containers. Tolerates heat and drought. Attracts hummingbirds and butterflies. HT. 24-27"
- **'Kudos Red'** (Agastache 'Kudos Red') — Cheerful, carefree summer color for beds, borders and containers. This prolific, compact hybrid has an impeccable habit, increased hardiness, improved disease resistance and tolerance of wet, cold soils. Red flower spikes are a beautiful addition to flower arrangements. HT. 18-20"
- **'Pink Pearl'** (Agastache 'Pink Pearl') — Spikes of light pink flowers pair with darker buds for a lovely two-tone effect from late spring to frost. Ultimate pollinator perennial, adored by bees, butterflies and hummingbirds. HT. 16"
- **'Poquito Butter Yellow'** (Agastache 'Poquito Butter Yellow') — Compact plant that blooms buttery-yellow flowers on dense, upright flower spikes. Ultimate pollinator perennial, adored by bees, butterflies and hummingbirds. HT. 10-12"
- **'Morello'** (Agastache 'Morello') — An open invitation to hummingbirds, butterflies and all pollinator! Whorls of tubular flowers climb the profuse

burgundy rose, salvia-like spikes. Cooler temperatures bring showy dark foliage to the upright habit. HT. 28-30"

ICE PLANT

- **'Jewel of Desert Series'** (Delosperma) — Jewel of Desert is a series of six bright and neon-colored flowers including Ruby, Garnett, Topaz, Rosequartz, Peridot and Moonstone. Blooms are notable not just for their flower color, but for the intensity of the color. Flowers late spring to frost and withstands the toughest of conditions. HT. 4-6"
- **'Purple'** (Delosperma cooperi) — Fuschia-pink 2" daisy-like flowers. Long, thin succulent leaves. Spreads rapidly. Does great in poor soils. HT. 6-7"

IRIS

Bearded Iris

(Iris hybrids) — We carry a wide variety of Bearded Iris bare root in the fall. In the spring and summer we will have some varieties potted. Bearded Iris bloom in May and June and prefer a very well-drained location.

Miniature Bearded Iris

(Iris pumila) — These are dwarf versions of Bearded Iris in white, purple, blue, or yellow. Full sun and good drainage make this a great plant for the rock garden or front of a border. HT. 10-15"

Siberian Iris

(Iris sibirica) — Siberian Iris are easy to grow and the erect, bright green, sword-like foliage looks great all summer. They have 3-4" blooms in May and June, blooming after the Bearded Iris. This iris will grow happily in full sun, in average garden soil, but prefers a moist but not soggy location.

Variegated Iris

(Iris pallida 'Variegata') — Flowers of blue with yellow beards bloom above yellow variegated foliage. The grass like variegated leaves really brighten a garden. Prefers a moist site. HT. 2'

LAMB'S EAR

- **'Big Ear'** (Stachys 'Helene von Stein') — Woolly Lamb's Ear with leaves twice the size of regular Lamb's Ears. HT. 10-12"

LAMIUM

- **'Lami Dark Purple'** (Lamium maculatum 'Lami Dark Purple') — Purple flower clusters blanket the shimmering silver foliage edged in emerald green. Forms a lush groundcover that will tolerate dry shade once established. HT. 6"
- **'Orchid Frost'** (Lamium maculatum 'Orchid Frost') — Scalloped blue-green margins and shimmering silvery centers brighten shady gardens and create a dramatic backdrop for masses of small, tubular orchid pink flowers. HT. 6-12"

LAVENDER

- **'Hidcote'** (Lavendula angustifolia 'Hidcote') — This versatile, fragrant perennial shrub has many uses beyond the herb garden! Deep purple flower spikes above mounds of gray-green foliage provide great color to the front of shrub borders or spotted into the rock garden. Highly effective in mass plantings. Useful for perfumes, sachets, oils and medicinal purposes. HT. 2-3'
- **'Munstead'** (Lavendula 'Phenomenol') — Evergreen, aromatic foliage. Lavender blooms in July and August. HT. 18-24"
- **'Phenomenal'** — (Lavendula) Beautiful lavender blooms on extremely winter hardy plants. Amazing heat and humidity tolerance as well. Ornamental and edible. HT. 24-32", 24-32" WIDE
- **'Provence'** (Lavendula x intermedia 'Provence') — Taller and more rot resistant than other lavenders. Long dark violet flower spikes. Very sweet fragrance. Very high oil content. HT. 2-3'
- **'Riverina Thomas Lavender'** (Lavendula intermedia 'Riverina Thomas') — A new triploid lavender with large flowers that yield five times the aromatic oil of their parent types. Highly valued for commercial use, this midsummer repeat bloomer is a showy, strong garden performer in border or herb garden. The dried leaves and flowers make exquisite potpourri! HT. 2-3'

LIATRIS

- **'Kobold'** (Liatris spicata 'Kobold') — Deep purple flower spikes in the summer and fall. HT. 18"

LILY

Asiatic Lilies

(Lillium) — Sturdier than the Oriental Lilies, these hardy bulbs will form a large

clump of colorful blooms in June. Full sun to light shade, their main requirement is a well-drained site. Easy and long lived. Many varieties to choose from.

Oriental Lilies

(Lillium) — These are very showy lilies with an elegant bloom in mid-summer. The flowers open flat, and some recurve slightly, many are spotted. All are fragrant. Well-drained soil is a must. Many varieties to choose from.

Tiger Lilies

(Lilium) — Tiger Lilies are very tall growing and bloom very late. Downward facing flowers are often heavily spotted and have recurved petals. Excellent lily for naturalizing.

LILY-OF-THE-VALLEY

(Convallaria majalis) — Delightfully fragrant, white bell-shaped flowers. HT. 6-8"

LOBELIA

- **'Blue'** (Lobelia siphilitica) — NATIVE. The spike of brilliant blue flowers on this wetland native attracts butterflies, hummingbirds and neighbors to your garden! Lobelia siphilitica provides outstanding color for the border, wet meadow or pond edge. Naturalizes easily in moist soils but tolerates periods of drought. HT. 2-3'
- **'Fan Scarlet'** (Lobelia 'Fan Scarlet') — Wonderful burgundy foliage with scarlet flowers, excellent basal branching forms dense clumps with an upright growth habit, more compact with exceptional long bloom time. HT. 24"

MALLOW

- **'Zebrina'** (Malva Sylvestris 'Zebrina') — Similar to Hibiscus. Tall, well-branched plants 3'. Lavender purple flowers with bold raspberry-purple veins radiating out from the center, very colorful, blooms all summer. HT. 36"

MONEYWORT

- **'Gold Creeping Jenny'** (Lysimachia nummularia 'Aurea') — Gold leaves with a trailing, creeping habit. Good ground cover. HT. 1-2"

MUKDENIA

- **'Crimson Fans'** (Mukdenia rossii)

‘Crimson Fans’) — Fannes, maple-like leaves emerge bright green in spring, age to bronze-green, and by summer mature to green with bright red streaks. In early spring, white bell-shaped flowers dance above the foliage. HT. 12”

MUM

(Chrysanthemum) Wonderful, long-lasting fall colors. We will carry a few in the spring and a wide selection of colors in the fall.

- **‘Mammoth Dark Bronze’** (Chrysanthemum morifolium ‘Dark Bronze’) — Russet-red to red-bronze flowers with a bright yellow center that engulf the dense foliage creating a neat dome of color for more than a month. Bred to withstand very cold winter temps. Borders, edging, container or mass planting. HT. 2-3’
- **‘Mammoth Red Daisy’** (Chrysanthemum morifolium ‘Red Daisy’) — Deep red, yellow-centered flowers that mature to antique rose engulf the dense foliage creating a neat dome of color for more than a month. Bred by the University of Minnesota to withstand very cold winter temperatures. Superb for borders, edging, large containers or mass plantings. HT. 2-3’
- **‘Mammoth Yellow Quill’** (Chrysanthemum morifolium ‘Yellow Quill’) — Rich clear yellow blooms, whose tubular petals have a spoon-shaped end, engulf the dense foliage creating a neat dome of color for more than a month. Bred by the University of Minnesota to withstand very cold winter temperatures. Superb for borders, edging, large containers or mass plantings. HT. 2-3’

PENSTEMON

- **‘Dark Towers’** (Penstemon ‘Dark Towers’) — Deep wine red foliage. Tall stems of deep lavender-rose flowers with lighter pink tips bloom in midsummer. HT. 33-36”, 30” WIDE
- **‘Harlequin Pink’** (Penstemon ‘Harlequin Pink’) — A bold stand-out for a border or pollinator garden, this cottage garden essential produces a profusion of tall, upright spikes of bright pink flowers that bloom from early summer to fall. A bushy, compact, vigorous, and disease-resistant plant that thrives in poor, dry soils and loves full sun. HT. 22”
- **‘Harlequin Purple’** (Penstemon ‘Harlequin Purple’) — Long-blooming,

showy, abundant spikes of large purple flowers that are a valuable source of nectar for bees, butterflies, and hummingbirds. The vigorous, bushy, compact habit makes this a great plant for perennial borders, rock gardens, and containers. HT. 22”

- **‘Harlequin Red’** (Penstemon ‘Harlequin Red’) — A wonderful combination of low care and big color with compact, prolific bloomer that produces tall, upright spikes of raspberry red flowers from early summer to fall. Tolerates heat, humidity, and drought — perfect for brightening a sun-drenched landscape, waterwise border, or naturalized garden. HT. 22”
- **‘Husker Red’** (Penstemon digitalis ‘Husker Red’) — Striking, burgundy foliage; white flowers with a blush of pink. HT. 30”

PEONY

(Paeonia lactiflora) — We carry a variety of peonies including single and double blooms. Bareroot peonies are available in the fall and potted peonies are available all year. Plant in well-drained, deep, fertile soil. Remove dead foliage in late fall.

GARDEN VARIETIES

- **‘Buckeye Belle’** (Paeonia lactifolia ‘Buckeye Belle’) — Dark maroon, semi-double flowers on strong stems. HT. 30”
- **‘Early Scout’** (Paeonia x ‘Early Scout’) — One of the earliest hybrid peonies to bloom. Crimson, single flowers sit atop sturdy stems and deeply dissected leaves. HT. 2’
- **‘Inspector Laverne’** (Paeonia lactifolia ‘Inspector Laverne’) — Outstanding dark crimson flowers. HT. 24-36”
- **‘Kansas’** (Paeonia lactiflora) — One of the best reds, with strong stems and large, double, dark red blooms. Great cut flower. HT. 30-36”
- **‘Karl Rosenfield’** (Paeonia lactiflora) — Large, beautiful blooms of bright crimson. Tall and free flowering with strong stems. HT. 24-36”
- **‘Lady Orchid’** (Paeonia lactifolia ‘Lady Orchid’) — Soft lavender-pink, double flowers are slightly fragrant. HT. 24-36”
- **‘Raspberry Sundae’** (Paeonia lactiflora ‘Raspberry Sundae’) — Reminiscent of a scoop of vanilla ice cream slathered with raspberry topping dripping through the petals. As it matures, more raspberry pink becomes evident throughout the bloom. Buttery yellow flares will briefly appear at the ends of

the stems. Sweet fragrance. HT. 36”

- **‘Sarah Bernhardt’** (Paeonia lactiflora) — Very large, beautiful blooms of dark rose-pink with silver tips. HT. 36”
- **‘Shirley Temple’** (Paeonia lactiflora) — The blooms open to a light, blush pink that fades to white. Excellent cut flower. HT. 1-2’

INTERSECTIONAL HYBRIDS

Intersectional hybrids are a group of herbaceous peonies that have been crossed with tree peonies. Success, after centuries of trying to create them! These plants have huge flowers up to 10” across on strong, sturdy stems. Mature plants can have up to 50 flowers! It is possible to have a second flush of flowers if cut back right after blooming. Great cutflowers. Plants die to the ground every year, so remove dead foliage in late fall.

- **‘Bartzella’** (Paeonia intersectional hybrid ‘Bartzella’) — Double bright yellow flowers. Strong stems hold huge flowers 6-8” across. HT. 24-36”
- **‘Julia Rose’** (Paeonia intersectional hybrid ‘Julia Rose’) — Large, double blossoms, soft apricot, blending to reddish-purple at the tips, stand above lush, toothed foliage. Flowers have a pleasant, slightly spicy scent. HT. 24-36”
- **‘Misaka’** (Paeonia intersectional hybrid ‘Misaka’) — Flowers appear orange when they first open, fading to a beautiful peachy yellow. Fully opened flowers can reach up to 8” across and have a wonderful mild fragrance. Prominent, large contrasting dark red central flares. HT. 20-30”
- **‘Pink Double Dandy’** — Large, semi-double to double flowers held on strong stems above a compact mound of dark green foliage. Dark lavender-pink petals mature and fade to a soft pink, revealing a cluster of yellow stamens in the center. The flower is lightly fragrant. Prefers full sun to dappled shade. HT. 24-30”
- **‘Yumi’** (Paeonia intersectional hybrid ‘Yumi’) — Exceptionally large, lightly fragrant blooms measure 7-8” across, held on strong stems above a compact mound of dark green foliage. HT. 20-30”

PHLOX

Creeping Phlox

(Phlox subulata) — Wonderful spring color. Slowly spreading mounds covered with blue, white, pink or dark pink blooms. We carry a wide selection in the spring. Creeping phlox forms a carpet-like mat



that makes a good groundcover. Semi-evergreen. Does best in sunny, well-drained soil. HT. 6-9"

- **'Candy Stripe'** (Phlox subulata 'Candy Stripe') — Rugged, ground-hugging blooms create a delightful carpet of spring color! Masses of tiny white flowers with a pink mid-stripe on each petal cover the dense green foliage. Spreads easily on slopes, in rock gardens, along pathways or borders. More heat tolerant than garden phlox. HT. 4-6"
- **'Emerald Blue'** (Phlox subulata 'Emerald Blue') — Plant a dazzling carpet of color! Beautiful masses of deep blue flowers top creeping stems and create an attractive groundcover or accent in a rock garden. Excellent bank cover. More heat tolerant than garden phlox. HT. 4-6"
- **'Red Wing'** (Phlox subulata 'Red Wing') — Plant a dazzling carpet of color! Beautiful masses of deep blue flowers top creeping stems and create an attractive groundcover or accent in a rock garden. Excellent bank cover. More heat tolerant than garden phlox. HT. 4-6"

Tall Garden Phlox

(Phlox paniculata) — Garden Phlox creates an outstanding show of blooms in mid-summer. The 4-8" diameter flower heads are very fragrant and long lasting. A moist, well-drained, sunny location with good air flow is best, combined with a moderate to heavy fertilizing schedule.

- **'Flame Lilac Star'** (Phlox paniculata 'Flame Lilac Star') — Fragrant white blooms with hints of lilac, attracts hummingbirds, butterflies and bees. HT. 16"
- **'Flame Pro Violet Charm'** (Phlox paniculata 'Flame Pro Violet Charm') — Fragrant violet blooms with white centers attracts hummingbirds, butterflies and bees. HT. 14-16"
- **'Sweet Summer Fantasy'** (Phlox paniculata 'Sweet Summer Fantasy') — From a fantastic new series that has it all, this upright, late-flowering variety

had big, fragrant bi-color purple flowers arranged in big clusters on robust, disease resistant foliage that looks great even when not in bloom. HT. 30"

- **'Sweet Summer Festival'** (Phlox paniculata 'Sweet Summer Festival') — From a fantastic new series that has it all, this upright, early-flowering variety has big clusters of fragrant, soft rose-pink flowers with red-violet centers. The robust, disease resistant foliage looks great even when not in bloom. HT. 16-20"
- **'Sweet Summer Queen'** (Phlox paniculata 'Sweet Summer Queen') — From a fantastic new series that has it all, upright, early-flowering variety had big clusters of large, fragrant, salmon-pink flowers with dark centers on robust, disease resistant foliage that looks great even when not in bloom. HT. 16-20"

PLUMBAGO

(Ceratostigma plumbaginoides) — Bronzy-green foliage; electric-blue flowers in late summer. Makes a great groundcover. HT. 8-10"

POPPY

- **'Prince of Orange'** (Poppy orientale 'Prince of Orange') — Brilliant orange-scarlet flowers. Foliage dies back after blooming then rejuvenates. Attracts butterflies and hummingbirds. Deer and rabbit resistant. HT. 30"
- **'Princess Victoria Louise'** (Papaver orientalis 'Princess Victoria Louise') — Oriental Poppy. Exquisite salmon-pink. Foliage dies back after blooming, then rejuvenates. As this occurs, remove yellowed leaves. Cutflower. Attracts butterflies and hummingbirds. Deer and rabbit resistant. HT. 30"

PULMONARIA (Lungwort)

Pulmonarias are an excellent addition to the shade garden. Delicate funnel-shaped flowers open pink then mature to a rich blue. Highly prized for the velvety, spotted foliage that appears to be dusted with sugar, pulmonarias are a wonderful foliage accent. Provide shade and very well-drained moist soil.

- **'Raspberry Splash'** (Pulmonaria longifolia 'Raspberry Splash') — Useful, attractive groundcover for shade under shrubs and along paths. A profusion of raspberry-coral flowers are held on

arching sprays above the lush silver-spotted foliage throughout spring. Highly resistant to powdery mildew. HT. 12"

- **'Trevi Fountain'** (Pulmonaria 'Trevi Fountain') — Silvery spotted leaves with cobalt-blue flowers. HT. 10"

RED HOT POKER

- **'Lemon Popsicle'** (Kniphofia 'Lemon Popsicle') — Brilliant yellow color with dynamic texture of the vertical flower spikes. Great for beds, borders or patio containers. Elegant grass-like foliage is wonderful background for such a display of pyrotechnics. Blooms begin in June and continue into October. HT. 14-28"
- **'Papaya Popsicle'** (Kniphofia 'Papaya Popsicle') — An all-summer bloomer which has a very short compact habit. Grass-like foliage looks neat all summer. HT. 12"
- **'Poco Red'** (Kniphofia 'Poco Red') — Coral-red, néctar-filled blooms Will delight people and hummingbirds alike all summer and into fall. Shorter than a classic Red Hot Poker. HT. 20"
- **'Poco Yellow'** (Kniphofia 'Poco Yellow') — Lemon-yellow, néctar filled blooms will delight people and hummingbirds alike all summer and into the fall. Shorter than the classic Red Hot Poker. HT. 20"
- **'Poko Red'** (Kniphofia hybrid 'TNKNIPR') — Coral-red, néctar-filled blooms will delight people and hummingbirds alike all summer and into fall. Grass-like foliage remains neat all summer. HT. 20"
- **'Pyromania Backdraft'** (Kniphofia 'Pyromania Backdraft') — Reddish orange flowers open peachy yellow for a two-tone effect over grassy foliage. The sweet nectar attracts bees, butterflies and hummingbirds. HT. 30-36"
- **'Pyromania Rocket's Red Glare'** (Kniphofia 'Pyromania Rocket's Red Glare') — Bright red blooms at the top to creamy yellow or peach near the bottom. The sweet nectar attracts bees, butterflies and hummingbirds. HT. 36"
- **'Pyromania Solar Flare'** (Kniphofia 'Pyromania Solar Flare') — Bring unique drama to your landscape with the spiky flowers and upright habit of this perennial. Bright sunny yellow flowers are produced over grass-like foliage. HT. 36-42"
- **'Rocket Jr.'** (Kniphofia 'Rocket Jr.') — Extremely compact, but still with incredible flower power. Continues

blooming from early summer into mid fall, with vibrant red-orange flower spikes. HT. 12-16"

RUSSIAN SAGE

- **'Blue Jean Baby'** (*Perovskia* 'Blue Jean Baby') — A shorter, compact variety that is full and vigorous in the landscape, with upright stems that resist flopping. One of the earliest to bloom, with midsummer lavender-blue flowers and smoky purple calyxes that hold well into fall. Finely textured aromatic foliage is a complementary soft gray-green. HT. 24-36"
- **'Lacey Blue'** (*Perovskia atriplicifolia* 'Lacey Blue') — This hardy, heat and drought tolerant selection has an improved, sturdy, compact form that does not flop over in the landscape! Lavender-blue flower sprays enhance aromatic, deer resistant foliage. Colorful, easy care choice for accent, border or mass planting. HT. 12-18"
- **'Little Spires'** (*Perovskia atriplicifolia* 'Little Spires') — Shorter and more upright than the species. HT. 24"
- **Russian Sage** (*Perovskia atriplicifolia*) — Silvery foliage and lavender-blue flowers in the late summer. HT. 3-4"

SALVIA

- **'Apex Blue'** (*Salvia nemorosa* 'Apex Blue') — Bountiful mass of colorful dark blue flower spires from late spring into early summer. It forms a dense, rounded clump of aromatic, rugose grey-green foliage that looks nice all season long and is not enjoyed by rabbits or deer. HT. 18"
- **'Apex Pink'** (*Salvia nemorosa* 'Apex Pink') — Bountiful mass of colorful dark pink flower spires from late spring into early summer. It forms a dense, rounded clump of aromatic, rugose grey-green foliage that looks nice all season long and is not enjoyed by rabbits or deer. HT. 12"
- **'Apex White'** (*Salvia nemorosa* 'Apex White') — Large white flower spikes from spring to fall. Compact habit makes it great for a sunny perennial border. HT. 12"
- **'Blue Marvel'** (*Salvia nemorosa* 'Blue Marvel') This especially compact selection is a stunning addition to any border. Spikes of bright violet-blue flowers top gray-green foliage. Dense, shrub-like growth. Ht. 10-12"
- **'Dark Matter'** (*Salvia nemorosa* 'Dark

Matter') — Beautiful, bold, dark-purple flower spikes start blooming early and rebloom throughout the summer. Especially effective in mass plantings, but also nice for mixed borders and containers. Loved by pollinators. HT. 12"

- **'Little Night'** (*Salvia sylvestris* 'Little Night') — After several years of testing, 'Little Night' is indeed a dwarf version of 'May Night'. And all the wonderful attributes of its larger parent have been passed along to this stunning youngster. 'Little Night' is a superb companion plant whose dark flowers makes all the other flowering plants around it look even better. It grows in any soil type. HT. 10-12"
- **'Rose Marvel'** (*Salvia x Sylvestris* 'Rose Marvel') — Largest flower of any pink *Salvia* on the market. Deep rose blooms make a big impact in the landscape in spring and summer. Remove faded flowers to encourage repeat blooming. HT. 10-12"
- **'Sky Blue Marvel'** (*Salvia nemorosa* 'Sky Blue Marvel') — Light blue addition to the Marvel family. Remove faded flowers to encourage repeat blooming. Large spikes of sky-blue flowers that blooms all summer. Largest flowers of the *Salvia* varieties. HT. 14-16"

SCABIOSA

- **'Giga Pink'** (*Scabiosa columbaria* 'Giga Pink') — Plants form compact 6- to 9-inch-tall clumps of gray-green foliage which produces an abundance of exceptionally large 3" pink blooms. HT. 12-18"
- **'Vivid Violet'** (*Scabiosa* 'Vivid Violet') — Continually producing lavender flowers all summer long and clear into fall. Healthy, attractive, mildew resistant foliage. HT. 15"

SEDUM

Spreading Sedum

(*Sedum*) — Stonecrop. Wonderful groundcover that grows in a mat-like fashion. The succulent-like leaves come in many colors that add interest to the garden. Once established they are almost indestructible. Drought tolerant and easily grown in poor, dry soil; they are the ultimate in low maintenance gardening.

- **'Angelina'** (*Sedum rupestre* 'Angelina') — Brilliant chartreuse-yellow, needle-like foliage forms a quick groundcover. Adds cheery color to containers, dry

slopes and flowering borders, as well as being a good bulb cover. In winter, foliage turns orange in northern climates. HT. 3-6"

- **'Crystal Pink'** (*Sedum spectabile* 'Crystal Pink') — Large flower heads of soft pink on shorter, sturdier stems than other varieties. Attracts beneficial, pollinating insects and butterflies. Perfect for late summer color in mixed beds, borders and dry rock gardens. HT. 12"
- **'Dark Magic'** (*Sedum* 'Dark Magic') — Stunning dark purple leaves and stems with dark pink flowers, Short and very upright growth habit. HT. 12-15"
- **'Dragon's Blood'** (*Sedum spurium* 'Drogans Blood') — Burgundy foliage covered with red flowers in the summer. Semi-evergreen. HT. 3-5"
- **'Evolution Chocolate Fountains'** (*Sedum* 'Evolution Chocolate Fountains') — Bred for strong basal branching with compact stems that do not fall open. Produces a dense mound with multiple crowns of attractive, dark chocolate-colored, succulent foliage that is salted with rose-pink blooms in summer. HT. 15"
- **'Evolution Emerald Ice'** (*Sedum* 'Evolution Emerald Ice') — A dense, short-stemmed mound of succulent foliage that is not prone to falling open. Produces thick blankets of dark pink flowers in summer. HT. 15"
- **'Evolution Purple Crush'** (*Sedum* 'Evolution Purple Crush') — This variety offers dense, distinctive blue-green foliage with deep purple hues. Pink summer flowers add a glamorous touch. HT. 15"
- **'Kamschaticum'** (*Sedum Kamschaticum*) — Mound forming groundcover with green foliage and yellow flowers. HT. 6-8"
- **'Sunsparkler Series'** (*Sedum* (Sunsparkler™)) — Outstanding new *Sedum* varieties including 'Dazzleberry', 'Lime Zinger' and 'Cherry Tart'. These *Sedums* were carefully selected and propagated to highlight exceptional color, vigor and landscape interest. HT. 6-8"

Tall Garden Sedum

(*Sedum*) — Live Forever. A favorite of gardeners everywhere. The succulent-like foliage makes it a good contrast for other plants, combining well with other perennials or ornamental grasses. Very adaptable, it prefers full sun and well-



Veronica - Royal Candles

drained soil, but will grow in a shady location and even soggy soil. Low maintenance is assured. It forms a slowly expanding mound and blooms in late summer and early fall.

- **'Autumn Fire'** — Similar to Autumn Joy but has more consistent flower height and doesn't split apart. HT. 18-24"
- **'Autumn Joy'** — Pink blooms turning to russet in late summer and fall. Long blooming period. HT. 18", 30" WIDE

SOLOMON'S SEAL

- **'Variegatum'** (*Polygonatum japonicum* 'Variegatum') — White bell-shaped flowers with green tips. Dusky green leaflets are edged in creamy white. The green stems are infused with a wonderful mahogany color. HT. 16-24"

SPIDERWORT

- **'Sweet Kate'** (*Tradescantia* x 'Sweet Kate') — Clear yellow foliage and dark blue-purple flowers. Stunning combination. HT. 2'

STOKES ASTER

- **'Colorwheel'** (*Stokesia laevis* 'Colorwheel') — Lovely 2-3" flowers open white, mature to lavender and age to deep blue. They provide long-lasting color for the garden. HT. 18-24"
- **'Peachie's Pick'** (*Stokesia laevis* 'Peachie's Pick') — Large flowers and longer stems make this a great cutflower. Blooms longer and later than most Stokesias. HT. 18"

THRIFT

- **'Bloodstone'** (*Armeria maritima* 'Bloodstone') — Glossy, grass-like foliage forms neat, semi-evergreen mounds. Round flower heads stand

up on stiff 8 -10" stalks. Reblooms if old flowers are removed. HT. 6", 12" WIDE

- **'Cottontail'** (*Armeria maritima* 'Cotton Tail') — Glossy, grass-like evergreen foliage in neat round mounds. Reblooms if old flowers are removed. HT. 6", 12" WIDE

THYME

- **'Elfin'** (*Thymus serpyllum* 'Elfin') — Tiny green leaves form a solid mat. Good for between stepping stones or as a groundcover. Pink blooms in late spring. HT. 2", SPREADING
- **'Lemon'** (*Thymus citriodorus*) — Strong lemon scent. Great in fish and chicken dishes also used in tea. Nutrient rich soils. 4-12"
- **'Pink Chintz'** (*Thymus serpyllum* 'Pink Chintz') — Low growing thyme with clear pink flowers. HT. 3-6", SPREADING
- **'Wooly Thyme'** (*Thymus pseudolanuginosus*) — Forms a thick, wooly, silver-gray, aromatic mat in drier soils. HT. 2 -3"

TURTLEHEAD

- **'Hot Lips'** (*Chelone lyonii* 'Hot Lips') — Cheerful spikes of pink snapdragon-like flowers over spreading plants. Ideal middle-of-the-border plant for contrasting color and foliage among dwarf shrubs. Thrives in shaded settings and prefers moist conditions. HT. 2-3"
- **'Tiny Tortuga'** (*Chelone lyonii* 'Tiny Tortuga') — A great dwarf form of Turtlehead. Deep green foliage topped with rose pink turtle head shaped flowers in August and September. Red stems persist through most of the season. Bronze-green early season growth. Plant near water or in the shady, moist perennial bed. HT. 14-16"

VERONICA

A very useful group of plants. Not only are they low maintenance but most Veronicas will bloom all summer. Long tapering spikes covered with small flowers make a wonderful cut flower. Veronicas will perform best in full sun with good garden soil but they will tolerate a little shade and overly dry or overly wet soils. The slowly expanding clump, usually covered with rich blue flowers, is a bonus in any garden.

- **'Vernique Dark Blue'** (*Veronica longifolia* 'Vernique Dark Blue') — Full spikes of violet-blue flowers that bloom continuously throughout the summer on a compact variety. Excellent mildew resistance. HT. 12-18"
- **'Vernique Rose'** (*Veronica longifolia* 'Vernique Rose') — Full spikes of rose-pink flowers that bloom continuously throughout the summer on a compact variety. Excellent mildew resistance. HT. 12-18"

YARROW

- **'Desert Eve Terracotta'** (*Achillea* 'Desert Eve Terracotta') — A carefree, compact, early-flowering variety with vibrant blooms and ferny foliage. Big, flat clusters of small, deep rusty orange flowers attract butterflies. Heat-loving, water-wise, fuss-free color for sunny borders or containers. Great color and texture for cut flower arrangements, fresh or dried. HT. 16-20"
- **'Desert Eve Red'** (*Achillea* 'Desert Eve Red') — A carefree, compact, early-flowering variety with vibrant blooms and ferny foliage. Big, flat clusters of small, deep brick-red flowers attract butterflies. Heat loving, waterwise, fuss-free color for sunny borders or containers. Great color and texture for cut flower arrangements, fresh or dried. HT. 16-20"
- **'Desert Eve Yellow'** (*Achillea* 'Desert Eve Yellow') — A compact, early-blooming, variety with lemon-yellow flowers held above ferny foliage. The perfect size for containers, or at the front of a sunny border or butterfly garden. Good for cut bouquets, fresh or dried. The dried seed heads feed overwintering birds. Heat loving, waterwise, and seldom grazed by deer. HT. 14-18"

EDIBLES

This list is only the beginning of the items we carry for the edible garden!

APPLE

Plant two or more varieties for best pollination. HT. 15-20', SP.20-25'

- **'Arkansas Black Spur'** — Very dark red skin, so dark it is almost black. Firm white flesh with a good flavor. Great for fresh eating, processing and cider. Stores well.
- **'Braeburn'** — Crisp, mildly sweet, tart, very juicy flesh with excellent flavor. Green skin overlaid with red skin. Stores well. Late fall.
- **'Fuji'** — Firm, crunchy, juicy white flesh with excellent flavor. Stores well. Yellowish-green skin with a red blush. Fall.
- **'Gala'** — Crisp, sweet, juicy flesh with excellent flavor. Yellow skin with reddish-orange blush. Stores well. Fall.
- **'Golden Delicious'** — Large fruits with golden-yellow skin. Flesh is firm, crisp and juicy. Good for eating and cooking. Ripens late September to early October. One of the best pollinators.
- **'Granny Smith'** — Firm, sweet flesh. Good eating, sauce and cooking apple. Bright green flesh. Late fall.
- **'Honeycrisp'** — Exceptionally crisp and juicy, pleasantly sweet flesh. Yellow skin with a red blush. Stores well. Fall.
- **'Jonathan'** — Medium-sized, bright red fruit. Flesh is sweet, crisp and juicy. Good for fresh eating or fresh eating or cooking.
- **'King David'** — Yellow skin with red to orange blush. Firm, crisp flesh with a balanced sweet and tart flavor. Great for fresh eating, sauce, baking or cider. Great disease resistance. Plant with another variety for cross pollination. Ripens in October.
- **'Liberty'** — Crisp, juicy flesh with a bright flavor. Skin is bright red. Excellent disease resistance. Good for fresh eating and cooking. Stores well. Recommended pollinator is 'Red Delicious'. Fall.
- **'Pink Lady'** — Good for both eating and cooking. Sweet, tangy flavor with a crisp flesh. Long storage life.
- **'Yellow Transparent'** — An older variety known for its early ripening, July

to August. Medium to large fruit is crisp, sweet and juicy. Excellent for sauce and pies, also used fresh and for drying.

APRICOT

- **'Golden Amber'** — Large fruit with light orange skin. Firm flesh with excellent flavor. Has a long bloom period which helps some of the flowers avoid late frosts. Resistant to pit burn. Self-pollinating.
- **'Harcot'** — Medium to large fruits. Sweet, rich flavor. This juicy variety is considered one of the best! HT. 15-20', SP. 15-20'
- **'Moongold'** — Medium-sized, juicy, sweet fruits. Freestone. Introduced by University of Minnesota in 1960. Pollinate with 'Sungold'. HT. 15-20', SP. 15-20'
- **NEW! 'Moorpark'** — Large fruit with brownish-red skin. Firm flesh with an excellent flavor. Great for fresh eating, preserves and pies. Freestone. Ripens in July. Self-pollinating. HT. 15-20', SP. 15-20'

ASPARAGUS

(*Asparagus officinalis*) — Who can resist fresh asparagus right from the garden?! Harvest starts early in the spring and continues for about two months. Prized for great flavor and nutrition. Plant crowns 6-8" deep about 12-15" apart. Don't harvest the first year, harvest lightly the second year then regularly the third year starting about mid-April.

- **'Atlas'** — Bred from California Hybrid UC-157 and one of the New Jersey supermales. This hybrid is very productive, producing an abundant harvest of tasty, large spears.
- **'Jersey Knight'** — A very productive, predominantly all-male selection. Spears stay tight late into the harvest season.
- **'Millennium'** — A highly productive selection that has proven to be the best for our area. Produces tender spears with good flavor.
- **'Purple Passion'** — This purple variety

has a noticeably sweeter flavor as the sugar content is 20% higher than other green varieties. Very large diameter spears.

BLACKBERRY

(*Rubus allegheniensis*) — Sweet, juicy, shiny, dark purple-black berries ripen late June through August. Harvest every 2-4 days as fruit matures. Plant about 3' apart.

- **'Kiowa'** — An erect-growing, thorny type with very large fruit. Very productive variety that stores better than others.
- **'Ponca'** — A high-yield selection with large, firm berries. It has outstanding flavor with consistently sweet berries.
- **'Triple Crown'** — A semi-erect, thornless selection with firm, glossy black fruits. Excellent flavor and very productive.

BLUEBERRY

NEW! 'Chippewa' (*Vaccinium x 'Chippewa'*) — Smaller growth habit with



good production of sweet, medium-sized fruits. HT. 3-4', SP. 3-4'

Northern Highbush Blueberry

(*Vaccinium corymbosum*) — A slightly upright shrub that produces fantastic berries from July through August. Leaves are glossy and green through the summer, changing to intense reds, oranges and purples in the fall. This one really is as ornamental as the berries are tasty! Plant 4-5' apart and include more than one variety for best pollination (fruit set). Needs to be grown in moist but well-drained, acidic soil that has been heavily amended with organic matter. Mulch to help keep the root zone consistently moist. HT. 4-6', SP. 4-5'

- **'Bluecrop'** — A mid-season variety with large fruit size, averaging 65 berries per cup. Bright blue, firm berries. Bright red fall color and better than average drought resistance.
- **'Blueray'** — A good producer with very large fruit size averaging 60 berries per cup. Mid-season variety with bright blue, firm berries. Great flavor.
- **'Duke'** — An early variety with high quality, firm, medium to large, blue fruits with a mild and crisp flavor. Popular with growers because of its high production and concentrated ripening.
- **'Northland'** — A nice selection with abundant small, dark blue fruit with a wild berry flavor. Great for eating but also great for ornamental use. HT. 3-4', SP. 3-5'
- **'Patriot'** — Large, firm fruits and very productive. Early season producer. Colorful yellow, bronze and red fall foliage.

NEW! 'Perpetua' (*Vaccinium* x 'Perpetua') — This one produces two crops of blueberries, one in mid-summer and the other in the fall. Dark green leaves and small-sized, dark blue fruits. HT. 3-4', SP. 3-4'

CHERRY, BUSH

NEW! Juliet Bush Cherry

(*Prunus* x *kerrasis* 'Juliet') — Sweeter than the average tart cherry. Good fruit production. A cross between North Star Cherry and Mongolian Bush Cherry. Self-fertile. Can be paired with 'Romeo' for larger yields. HT. 6-8', SP. 5-6'

Nanking Cherry

(*Prunus tomentosa*) — This is a good plant for wildlife plantings, but also can

be harvested for pies and jellies. White flowers will develop into bright red, 1/3" cherries. Needs well-drained soil. HT. 6-10', SP. 10-12'

NEW! Romeo Bush Cherry

(*Prunus* x *kerrasis* 'Romeo') — Enjoy full-sized, juicy, deep crimson cherries on a shrub! Sweeter than the average tart cherry. Good fruit production. A cross between North Star Cherry and Mongolian Bush Cherry. HT. 6-8', SP. 5-6'

CHERRY, SOUR

- **'Kansas Sweet'** — A Montmorency-type with large, semi-sweet, juicy cherries. Vigorous grower that usually ripens in July, usually a little later than 'Montmorency' allowing fruit to become sweeter because of additional sugar production. Self-pollinating.
- **'Meteor'** — Large, bright red fruit with a firm, yellow flesh. Very hardy and disease resistant. An excellent sour for canning and pies. Ripens late July. Self-pollinating. HT. 10-12', SP. 10-12'
- **'Montmorency'** — Large, bright red fruit with a firm, yellow flesh. Very hardy and disease resistant. An excellent sour cherry for canning and for pies. Ripens late July. Self-pollinating.
- **'North Star'** — A very productive, genetic dwarf with bright red fruit. Good disease resistance. Ripens early July. Self-pollinating.

CHERRY, SWEET

Plant two or more varieties for best pollination.

- **'Black Tartarian'** — Large, purplish-black fruit is semi-sweet, rich and juicy. Ripens in mid June. Requires a different pollinator.
- **'Lapins'** — Large, dark red, firm and sweet cherries. Best known as a "self-fertile Bing." Good pollinator for other varieties. Ripens in early July. Self-pollinating.
- **'Rainier'** — Medium to large fruits that are golden-yellow with a red blush. Flesh is firm, juicy and exceptionally sweet. Needs to be pollinated with another Sweet Cherry variety. HT. 15-20', SP. 15-20'
- **'Stella'** — Large fruit with dark red, nearly black skin and firm, sweet flesh. Good pollinator for other varieties. Ripens in early July. Self-pollinating.

CHESTNUT

Chinese Chestnut

(*Castanea mollissima*) — Ornamental, medium sized, spreading tree with lustrous, dark green foliage. Produces big, sweet nuts that are great for eating, boiling, baking, or roasting. Blight resistant. Plant two or more for proper pollination.

CHOKEBERRY

McKenzie Black Chokeberry

(*Aronia melanocarpa* 'McKenzie') — This form was selected by the USDA Natural Resources Conservation Service for use in both conservation and landscape plantings. The form is also popular for edible fruit production. Produces abundant clusters of purplish-black juicy fruits high in anthocyanins and flavanoids. HT. 5-7', SP. 4-6'

CURRANT

(*Ribes* sp.) — These small to medium-sized shrubs can produce great quantities of small fruits with a sweet-tart flavor, great for jellies, pies, and sauces. Fruit color varies by species from red to black to white or gold. Plant about 3-4' apart in full sun to light shade.

- **'Consort'** (*R. nigrum* 'Consort') — This selection of Black Currant produces abundant clusters of , you guessed it, black fruits, late in the season. This is a very productive selection with strong flavor. HT. 3-5', SP. 3-5'
- **'Red Lake'** (*R. sativum* 'Red Lake') — This is a productive, very cold-hardy selection of the Red Currant with dark red, tart berries. One of the best for our area. HT. 3-5', SP. 3-5'

ELDERBERRY

American Elderberry

(*Sambucus canadensis*) — Large clusters of pea-sized purple-black berries are great for jellies, pies, juice and wine. Plant two varieties for better pollination. HT. 6-10', SP. 6-10'

- **'Adams'** — Selected for its large clusters of blue-black fruit. Abundant production.
- **'Bob Gordon'** — A very productive selection! Fruit clusters are large and tend to hang downward, making them more difficult for birds to get to.
- **'Nova'** — Large, sweet fruits and abundant production. Great for jams, pies, wine or just for attracting birds.

- **'Ranch'** — A shorter, more compact form with good berry production. Discovered on an old abandoned homestead thought to have been planted in the late 1800's. HT. 5-6', SP. 5-6'
- **'Wyldeewood'** — A very productive selection with good vigor and high yields. HT. 6-10', SP. 8-12'
- **'York'** — Larger fruits than most other selections. Great for jams, pies, wine or just for attracting birds.

FIG

(*Fixus carica*) — Figs in Kansas?... Sure! Figs actually grow quite well in containers, just move them into the garage for the winter protection. Some customers have reported they have had some success keeping plants alive outside, planted on the south sides of their homes. Our varieties are selected for best winter hardiness, good production and great flavor. Good luck! HT. 5-10', SP. 5-10'

- **'Celeste'** — Also known as "Sugar Fig." Small, brown to purple fruits.
- **'Chicago Hardy'** — Medium, deep purple to light brown skin with pink flesh fruit. Sweet-tasting.
- **NEW! 'Fignomenal'** ('PT-DF-14') — This dwarf fig is perfect for containers. Medium-sized, deep brown figs with a pink-red flesh. Fruits heavily. Deliciously sweet! HT. 24-30", SP. 2-3'

FILBERT (Hazelnut)

American Filbert

(*Corylus americana*) — Round, smooth-shelled hazelnuts make for great eating. Develops into a multi-stemmed shrub. Great for wildlife. Plant two or more for pollination. HT. 6-10', SP. 6-10'

GOOSEBERRY

Captivator Gooseberry

(*Ribes x 'Captivator'*) — A cross between American and European Gooseberry. Red, tear-dropped shaped fruits almost an inch in size. Ripe flesh is jelly-like with a sweet and tart flavor. Nearly thornless. Good mildew resistance. HT. 3-4', SP. 3-5'

Pixwell Gooseberry

(*Ribes hirtellum 'Pixwell'*) — An extremely winter hardy, very productive selection with fewer thorns. Fruit hangs below the branches making it easier to pick, hence the name 'Pixwell'. Fruit are large and turn red when ripe. Good disease resistance.

Plant about 3-4' apart. HT. 3-5', SP. 3-5'

GRAPE

American Bunch Grape

(*Vitis lambrusca*) — Everyone loves grapes. You can grow them for fresh eating, for cooking, for juicing, for making wine, even for making raisins! You can even grow them to double as an ornamental cover for fences, arbors and pergolas. They are easy to grow, but they do need to be heavily pruned for best production. Plant about 8' apart.

- **'Catawba'** — One of the best red selections. Large fruit. Useful as a table, juice or wine grape. Very vigorous and hardy.
- **'Concord'** — This is the best blue variety and has been planted for over a century. It is the standard in the juice, jam and jelly industry and is also used for wine. Yum!
- **'Fredonia'** — The best of the black varieties. Grapes have a wonderful flavor, are large and early to ripen.
- **'Niagara'** — The best of the white grapes. Produces abundant clusters of large, flavorful fruits. Good for table use and wine. Vigorous and hardy.

Seedless Selections

- **'Concord Seedless'** — A seedless form of our most popular grape! Heavy producer of sweet, juicy, blue-black grapes.
- **'Glenora Seedless'** — A blue-black, sweet, seedless grape. Selected for its good disease resistance.
- **'Himrod'** — This is the hardiest of the white seedless types. Fruit is of the finest quality for eating.
- **'Mars'** — A superior seedless blue selection with large grapes. Better disease resistance, vigorous, and winter hardy.
- **'Reliance'** — A very winter hardy red seedless selection. An excellent table grape and makes exceptional raisins. Good variety for the Midwest.
- **'Venus'** — A very vigorous, blue-black seedless form. Great for table use.

HERBS

- **Basil** — "The King of Herbs". Needs warm weather. Prune frequently for a more bushy plant then use the leaves from pruning in pestos, Italian dishes, teas, fruit salads and vinegars, fresh or dried. Genovese, Cinnamon, African Blue.

- **Chives** — Use in salads, soups, stews, vinegars and potato dishes. Easy to grow.
- **Cilantro** — Use in chili, soups, salsa, meat, chicken and fish dishes.
- **Garlic** — Great in sauces, soups and meats.
- **Lavender** — Can be used in soups, stews, salads, ice cream and potpourri. Provence, Munstead, Royal Velvet.
- **Lemon Grass** — Strong and tall grass that has a citrus flavor that is released by hot water. Great in teas, soups and sauces.
- **Mint** — A must for teas, jellies, salads and desserts. Cut back frequently for more bushy appearance. Very easy to grow.
- **Oregano** — Easy to grow. Use in tomato sauces, vinegars, chili and meat dishes. Fresh or dried. Greek, Italian, Hot and Spicy.
- **Parsley** — Very easy to grow. Brings out the flavor of the dish it is in. Flat leaf, Triple Curled.
- **Rosemary** — Flavoring for stews, fish, meats, chicken, roasted veggies, bread, and scrambled eggs. Fresh or dried. Arp, BBQ, Hill Hardy.
- **Sage** — Great in meat dishes and stuffing. Garden Sage, Purple Sage, Pineapple Sage.
- **Stevia** — A natural sugar substitute, with no calories. Leaves can be dried or powdered, then used in drinks, desserts and baked goods.
- **Tarragon** — Leaves are used to flavor savory dishes, herbal vinegar, butter and marinades. Licorice or anise flavor.
- **Thyme** — A symbol of courage, style and elegance. Great for flavoring meats, veggies, sauces and soups. French Cooking Thyme, Lemon Thyme.

HICAN

(*Carya illinoensis x C. ovata*) — These are naturally occurring hybrid between Pecans and Shagbark Hickories. Grown from seed collected trees located in northern Missouri. Combines the fast growth and easy shelling of a pecan with sweet taste of the hickory. Heavy annual producer. HT. 50-70', SP. 40-50'

HICKORY

Shagbark Hickory

(*Carya ovata*) — One of our most prized hardwood timber trees here in the eastern third of Kansas. Produces sweet, edible hickory nuts. Bark breaks

up thin “shaggy” strips, hence the name Shagbark Hickory. The wood is frequently used for barbecuing and smoking food. HT. 60-80’, SP. 30-50’

Shellbark Hickory

(*Carya laciniosa*) — Also known as King Nut hickory, this species is native to Kansas and has a shaggy bark, similar to Shagbark Hickory. Produces a large, sweet, edible nut. The wood is valued for tool handles, furniture and lumber. HT. 50-70’, SP. 40-50’

HONEYBERRY

(*Lonicera caerulea* var. *kamchatica*) — Honeyberry also known as Kaskap, are non-invasive relatives of the honeysuckle. Oblong, blue berries have a flavor comparable to wild blueberries with a hint of currant. Can be eaten fresh or used in pies, jellies and jams. Plant with two varieties for cross pollination. HT. 3-4’, SP. 3-4’

- **‘Berry Blue’** — Large blueberry-like tasting fruits. Vigorous variety with good drought tolerance.
- **‘Tundra’** — Large fruits with a taste like a wild blueberry with a hint of black currant.

HORSERADISH

(*Armoracia rusticana*) — An easy to grow garden plant loved for its pungent root. Abundant harvest the first year. Plant in loose, deep, well-drained soil. HT. 2-3’, SP. 2-3’

JUJUBE

(*Ziziphus jujube*) — Jujube, also known as Chinese Date, produces cherry to plum sized fruits, each with a hard stone or pit in the center. Fully mature fruits are red with a crisp flesh and a sweet, apple-like flavor. Can be eaten fresh, dried or processed. Flowers are typically self fertile. HT. 20-30’, SP. 20-30’

- **‘Li’** — Plum-sized fruits. Fully mature fruits are red and soft, but can be harvested slightly yellow-green.

NECTAPLUM

‘Spice Zee’ (*Prunus* x *nectaplum*) — A hybrid between a plum and a nectarine. Bright maroon skin over a creamy white flesh with a white center. Flavor is excellent, very sweet though slightly acidic. Beautiful pink blossoms in

spring give way to deep red foliage in late summer. Self-pollinating. HT. 20-25’ SP. 20-25’

NECTARINE

‘Harko’ — Firm, yellow flesh fruit with nearly solid red skin. Freestone. Great for fresh eating, baking and canning. Ripens mid to late July. Self-pollinating. HT. 15-20’, SP. 15-20’

PEACH

- **‘Arctic Supreme White’** — Large, white flesh, nearly freestone when fully ripe. Red over cream colored skin. Sweet and tangy, fine delicate flavor, firm texture. HT. 15-20’, SP. 15-20’
- **‘Eldorado’** — Well-known Jackson & Perkins dwarf variety. Exceptionally high quality, richly flavored fruit. Yellow freestone, attractive red blushed skin. HT. 4-6’, SP. 4-6’
- **‘Hale Haven’** — Flesh is firm and yellow with excellent flavor. Skin is yellow with a red blush. Freestone. Mid-season.
- **‘Honey Babe’** — A dwarf form of peach. This selection has medium to large fruit, deep red blush over a yellow background. Flesh is firm, sweet and yellow-orange. Freestone. Fruit ripens in July. HT. 4-6’, SP. 4-6’
- **‘Red Haven’** — Firm, sweet, yellow flesh. Skin is yellow with a red blush. Freestone. Early season.
- **‘Redskin Elberta’** — Yellow flesh is firm and good-flavored. Skin is yellow with a deep red blush. Freestone. Late season.
- **‘Reliance’** — Firm, yellow flesh. Good flavor. Skin is yellow with a dull red blush. Freestone. Early season.

PEAR, COMMON

Plant two or more varieties for best pollination.

- **‘Kieffer’** — Crisp, juicy white flesh. Greenish-yellow skin with red blush. Stores well. Self-fertile. Good pollinator. October.
- **‘Moonglow’** — Soft, juicy flesh with a mild flavor. Brownish-green skin. September. Small sugar pear. August-September.
- **‘Seckel’** — Creamy-white, very sweet flesh. Smooth, yellow-brown skin with a light red blush. Large fruit with ‘Bartlett’ flavor. September.
- **‘Sensation Red Bartlett’** — Deliciously sweet. This variety has a similar shape

to Bartlett, but features higher sugar content. Its brilliant, bright-red skin makes it a dramatic dessert pear. Good when eaten fresh or canned. Harvest in late August. HT. 20-30’, SP. 15-25’

PEAR, ASIAN

- **‘Shinseiki’** — Medium to large fruits with yellow skin. Flesh is creamy white, firm, sweet and juicy like an apple. Keeps well. Ripens Mid-August. Self-pollinating. HT. 20-30’, SP. 15-25’

PECAN

Hardy Pecan

(*Carya illinoensis*) — Beautiful, large tree with lustrous, dark green foliage. Produces great tasting nuts that can be eaten raw or used for cooking. Grown from the hardiest, northern seed sources available. Plant two or more to insure good pollination. HT. 50-60’, SP. 40-50’

- **NEW! ‘Oswego’** — An open pollinated seedling of ‘Greenriver’. Good nuts and shells well. Grafted. HT. 50-60’, SP. 40-50’
- **NEW! ‘Shepard’** — Produces well-filled nuts with a good flavor. Parent trees grow in north central Missouri. Grafted. HT. 50-60’, SP. 40-50’

PLUM TREE

Plant two or more varieties for best pollination.

- **‘Methley’** — Purple skin with yellow, red tinged flesh. Good flavor. Self-fertile. Japanese Plum.
- **‘Santa Rosa’** — Beautiful, large, red fruits with gold flesh. This big producer bears sweet plums that are delicious when eaten fresh, cooked or canned. Heat-tolerant. Clingstone. Ripens in July. Self-pollinating. Japanese Plum.
- **‘Stanley’** — Dark blue skin with greenish-yellow, sweet fruit. Prune-type plum. Freestone. Self-fertile. European Plum.
- **‘Superior’** — Cross between Japanese and American plum. Producing large fruit with dark red skin and super-sweet yellow flesh that is full-bodied and juicy. A consistent, heavy bearer, fruit are ready for picking in late August. Use another Japanese plum for a pollinator. Clingstone. Hybrid Plum

RASPBERRY

(*Rubus* cvs.) — Sweet and tangy small fruits can be red or black (or even yellow.) Freshly prepared and sugared

raspberries are excellent when served alone or great for jams, jellies, pies, and other desserts. Very nutritious. And you can't beat 'em when you grow 'em yourself! Plant red varieties 2' apart and black varieties 3' apart.

- **'Cumberland'** — Large black, round, firm berries that tend to not be as seedy as other selections. Excellent, sweet, rich flavor. Mid-season bearer.
- **'Heritage'** — A popular variety with medium-sized red fruit with good flavor and quality. Will produce two crops a year, one in mid-July and another in early September.
- **'Jewell'** — Large fruit that ripens early in the ripening season. Highly disease resistant and very winter hardy. Firm berries with superior quality and flavor. Consistently high fruit production.
- **'Prelude'** — A red raspberry that produces a great early harvest and then repeats lightly in the fall with a bonus harvest! Very productive and vigorous. Fruits are sweet and juicy.

RHUBARB

Canada Red Rhubarb

(Rheum raponticum 'Canada Red') — Produces tender thick stems with a good red color. Very tender. Plant 3-4' apart.

Crimson Cherry Rhubarb

(Rheum raponticum 'Crimson Cherry') — Vigorous grower with large thick red stalks that are great for sauces, jellies and pies. Early, tender and mild. Large leaves make a stunning addition to the landscape. Plant in full sun with well-drained soil. Plant 3-4' apart.

SERVICEBERRY

Saskatoon Serviceberry

- **'Regent'** — Produces abundant, large, extra sweet berries. Native forms of this plant were used heavily by the prairie Indians for food.

STRAWBERRY

(Fragaria x ananassa) — Ahh, the taste of homegrown strawberries. Easy to grow and very rewarding, a strawberry pot or small patch can fit in anyone's home garden. Plant them 18-24" apart in rows 4' apart.

JUNE BEARING VARIETIES

These forms will produce fruit from about mid-May to Mid-June. Plant more than one variety if you want to extend your harvest season.

- **'Earliglow'** — The earliest to ripen. Wonderful flavor.

- **'Honeoye'** — Consistently bears heavy yields of large crimson fruit. Early mid-season.
- **'Surecrop'** — Easy to grow, vigorous, and reliable. Early mid-season. Great for freezing.

EVERBEARING VARIETIES

These types tend to produce fruits in the spring and then again in the fall with occasional fruits in between if it isn't too hot. They won't produce the heavy crops that you get from the June bearing types, but they can provide the dinner table with some fresh fruits later in the season.

- **'Albion'** — Bright red fruits with a good sweet flavor. Good heat, humidity and cold tolerance and excellent disease resistance.
- **'Eversweet'** — Continuous harvests of large, sweet berries throughout spring, summer and fall.
- **'Ozark Beauty'** — Sugar-sweet taste and juicy texture.
- **'Seascape'** — Bears large, round berries that have a sweet flavor.
- **'Toscana'** — Stunning deep-rose blooms, lush habit and delicious harvest of sweet, dark red fruits makes this a gorgeous feature on patios, balconies or garden bed.

VEGETABLES

- **Cucumbers** — Easy to grow. Use in salads, pickles and cold soups.

Strawberry Planting and Growing Tips

- Space strawberry plants 18" apart in rows 4' apart.
- Plant with the crown placed right above ground level and the roots spread out in the planting hole.
- Firm soil around each plant and water well.
- Remove blooms the first season to conserve energy for better establishment.
- Water well in dry weather, control weeds.
- Cover row with a 4-6" layer of straw after the ground has frozen for winter protection.
- Rake straw aside in the spring and use as mulch for the rows.
- Renovate rows each season after harvest.



ROSES

ht=Hybrid Tea fl=Floribunda gr=Grandiflora cl=Climber sh=Shrub mn=Miniature

RED

Chrysler Imperial (ht) — A classic! Powerful rich rose fragrance and velvety red petals. 1953

Don Juan (cl) — Deep velvety red 5 inch flowers. Very fragrant. Everblooming. 1958

Firefighter (ht) — Large classic blooms of dusky velvet red. Intense old rose fragrance, clean foliage bush to complement its beauty. 2004

Lady in Red (cl) — True red flowers and compact growth on long canes. 2018

Mister Lincoln (ht) — Beautiful urn shaped buds on long strong stems, open to high centered blooms with 40 or more velvety petals of rich luminous red. 1965 AARS.

Oklahoma (ht) — A black-red, more black than red, with outstanding fragrance. 1964

PINK

All Dressed Up (gr) — Old-fashioned, fully double blooms in a sparkling shade of medium pink. The non-fading blooms are held to perfection on long stems, ideal for cutting. A mild fragrance. Enhanced resistance against common rose diseases. 2019

Chicago Peace (ht) — Shimmering pink sport of peace with canary-yellow and copper tones at the base of the petals. 1962

Falling In Love (ht) — Big classically-formed fragrant flowers of warm pink and porcelain white. Strong rose & fruit fragrance. 2006

Heavenly Scented (ht) — Salmon-pink flowers with strong, sweet fragrance. 2023

NEW! Miss Manners (gr) — English-style flowers of deep pink with a fruity fragrance. 2024

New Dawn (cl) — Large fragrant pale pink double flowers on vigorous hardy plant. 1930

Picture Perfect (ht) — A classic tea rose with hot pink flowers with creamy white overlay. 2023

NEW! Pink Freedom (sh) — Stunning 3 ½" Pink flowers with a yellow center. Own Root. 2024

Queen Elizabeth (gr) — Clear pink blooms on long stems. Lovely Hybrid Tea shaped flowers in profusion. Tall, vigorous plant. 1955 AARS

Sultry Night (sh) — Magenta-pink flowers with a hint of blue. Forms old-fashioned medium-sized clusters. 2023

Uptown Girl (gr) — This new rose has an old-fashioned look. Coral-pink flowers with a large petal count. 2023

Zephyrine Drouhin (cl) — An old variety that is still popular because of its sweetly scented, dark pink blossoms and its toughness. 1868

YELLOW

Doris Day (fl) — Beautiful, old-fashioned looking, golden-yellow flowers with an intense fruity and sweet spice aroma. 2015

Gold Medal (gr) — Golden yellow suffused orange blooms with rich fruity fragrance. 1983

Golden Opportunity (cl) — Blooms throughout the season, gorgeous golden yellow blooms. Good disease resistance. Moderate fruity fragrance. 2021

Julia Child (fl) — Disease resistant, rounded bush yields lots of butter-gold blooms. Has a strong licorice fragrance. 2006 AARS

Mellow Yellow (ht) — Pure clean and clear yellow flowers hold their color. Moderate fruity fragrance. 2002

Morning Glow (fl) — Large, old-fashioned blooms of soft gold with a light tea fragrance. Strong disease resistance. 2023

Peace (ht) — Buds golden-yellow edged pink. As the flower opens the petals are canary-yellow to cream, edged pink. 1946 AARS

NEW! Quest for Zest (gr) — Large, double, soft yellow flowers with a strong lemon fragrance. 2024

Sky's the Limit (cl) — Very hardy, free-flowering form with nice yellow flowers. 2007

St. Patrick (ht) — Great yellow flowers that love the heat! Good disease resistance. 1997

WHITE

John F. Kennedy (ht) — Slow opening fragrant white flowers. Stands up well to hot weather. 1965

Pope John Paul II (ht) — Among the finest white roses ever, produces luminous, pristine, lavishly petaled blooms. Fresh citrus fragrance. 2013

Sugar Moon (ht) — A great white flower and a great fragrance. Large flowers with a good rebloom. 2012

ORANGE

Burst of Joy (fl) — Brilliant orange flowers with a yellow reverse. Good disease resistance. 2020

Fragrant Cloud (ht) — Ovoid buds open to rich coral red. Very fragrant. 1968

Rosie the Riveter (fl) — Flowers are orangy-gold on top with hints of pink. Named in honor of the woman that worked in the factories and shipyards during World War II. 2018

Tropicana (ht) — Non-fading fluorescent orange-red. A constant flow of flowers all season. Very disease resistant. 1963 AARS

Vavoom (fl) — Full, fully double blossoms with a slightly spicy fragrance. 2007

APRICOT

Easy Does It (fl) — Mango-orange, peachy-pink, and ripe apricot...sounds good enough to eat! Great disease resistance. 2010, AARS Winner.

Good as Gold (ht) — Rich, golden, orange-yellow flowers. Citrus-like fragrance. 2014

LAVENDER

Blue Girl (ht) — Vigorous plant with large, clear, clean lavender tones. 1964

NEW! Cosmic Clouds (sh) — An old-fashioned looking bloom of magenta-purple. 2024

Ebb Tide (fl) — Smoky, deep plum-purple blooms have an intense clove fragrance. 2006

Neptune (ht) — Big blossoms of luscious lavender tinged with just a touch of purple. Powerful sweet rose fragrance. 2004

MULTICOLOR

Chihuly (fl) — Named to honor America's famous glass artisan, Dale Chihuly. This rose has blooms of apricot yellow to dazzling orange-red. 2004

Double Delight (ht) — Creamy white buds appear to have been dipped in ruby red paint. The 5 1/2 inch blooms of creamy white overlaid with rich red at petal

edges, the flowers change to overall red as they age. 1977 AARS

Joseph's Coat (cl) — A longtime favorite! Lightly fragrant flowers are a blend of red, pink, orange and yellow. Beautiful! 1969

Ketchup & Mustard (fl) — Dark, mustard yellow interior and a bright, ketchup red exterior. Impressive! 2012

NEW! Make Me Blush (ht) — Large, 4-5" tea flowers of soft yellow and coral-pink. Moderately fruity fragrance. 2024

Neil Diamond (ht) — Large, well-formed flowers of pink and white, perfect for cutting. Intense classic rose fragrance. 2015

Pop Art (gr) — Soft pink and yellow striped flowers that hold their color well. Strong fruity and citrus fragrance. 2022

Rio Samba (ht) — Bright yellow blushed orange and red flowers on medium-rounded bush. 1993 AARS

HYBRID TEA TYPES

Single long-stemmed roses. Flowers generally larger than other types. The most popular selection for cutting.

Blue Girl
Chicago Peace
Chrysler Imperial
Double Delight
Falling In Love
Firefighter
Fragrant Cloud
Good as Gold
Heavenly Scented
John F. Kennedy
Make Me Blush
Mellow Yellow
Mister Lincoln
Neil Diamond
Neptune
Oklahoma
Peace
Picture Perfect
Pope John Paul II
Rio Samba
St. Patrick
Sugar Moon
Tropicana

CLIMBING TYPES

Longer canes which are great for training on fences, trellises and arbors. Does not actually climb so canes must be tied up for support.

Don Juan
Golden Opportunity
Joseph's Coat
Lady in Red
New Dawn
Sky's the Limit
Zephirine Drouhin

GRANDIFLORA TYPES

This selection has a combination of



ROSE TYPES

characteristics from Hybrid Teas and Floribundas. Produces larger blossoms, borne in clusters on top of long stems.

All Dressed Up
Gold Medal
Miss Manners
Pop Art
Queen Elizabeth
Quest for Zest
Uptown Girl

SHRUB TYPES

Exceptional winter hardiness and disease resistant, allowing these selections to be treated more like a traditional flowering shrub.

Pink Freedom
Sultry Night
Cosmic Clouds

FLORIBUNDA TYPES

Tend to have smaller flowers, borne in large clusters. Larger number of blossoms produces more color than other types.

Burst of Joy
Chihuly
Doris Day
Easy Does It
Ebb Tide
Julia Child
Ketchup & Mustard
Morning Glow
Rosie the Riveter
Vavoom

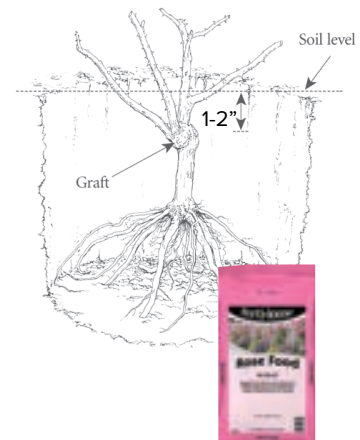
TURF TIPS

- FALL is the most important time of the year when it comes to cool season lawn care.
- A thick, healthy lawn, maintained at the right mowing height is your best defense against weeds.
- Regarding irrigation, more thorough, less frequent watering
- Read the label on lawn products BEFORE you apply and then FOLLOW those instructions.
- Granular applications can stain pavement. Always sweep or blow off patios, driveways, sidewalks and streets after applying.
- Most lawn products need to be watered following the application.
- Preemergent herbicides need to be applied BEFORE weeds come up; postemergent herbicides are used to kill weeds AFTER they have already established.
- Plant only the highest quality grass seed. Cheap seed will frequently have a lower germination rate and is commonly contaminated with troublesome weed seeds. You don't want to intentionally plant weeds!



Rose Planting & Care Tips

- Plant in full sun for best results into rich, well-drained soil.
- Plant grafted varieties with the bud graft offset about 1-2" underground.
- Firm soil to eliminate air pockets after planting.
- Mulch year round with about 2-3" of shredded wood mulch.
- Water well when planted and then continue to water as needed through the growing season.
- Fertilize with Fertilome Rose Food according to label directions throughout the growing season.
- Keep plants healthy by pruning properly and controlling diseases.
- Mound winter-tender varieties with 8-12" of soil, or compost or mulch through the winter for extra protection.
- For lower maintenance, plant shrub roses!





Brian, Nursery Manager
Plant People since 2008

WE CAN HELP

LANDSCAPE ASSISTANCE

Bring your brilliant idea, we can help you make it your beautiful reality. You can get help with all aspects of landscape design, from conception to installation for projects mustard seed small to sequoia-sized huge, and everything in between.

CUSTOM POTTING

Let us get our hands dirty potting your new plant. Pick out your plant and your pot and you'll have an expertly potted mini oxygen factory ready to flourish in your home or on your porch.

DELIVERY & INSTALLATION

Pick out your landscape and hardscape elements and we'll provide delivery and expert installation. We won't leave until everything is just the way you like it.



OUR GUARANTEE

OUR PROMISE TO YOU

We will do as much as we can to help you achieve success. We are very selective about that plants and gardening products we offer because we know that strong, healthy, well-adapted plants and quality gardening products are critical for success... but great products alone won't build great gardens.

We also have a team of gardeners and horticulturists to answer questions and offer advice. Please use our expertise! We can help you pick the right plants, choose the right products, and do the right things to give your new plants and your gardening projects, the best chance for success. Your success is important... to both of us!



PLANT GUARANTEE

We offer a guarantee on many of our Trees and Shrubs. If, after proper planting and care, those Trees and Shrubs you purchase at Skinner Garden Store fail to live, we'll help you get a replacement. Store credit will be issued to you, equal to the purchase price of the original plant. That credit can then be used towards the purchase of a replacement plant of your choice.

Your sales receipt will show you the original purchase price. It will also indicate if your plant is covered by this guarantee. Just check the line directly below the plant name. If it says, "Guarantee," then it is! If that line is blank or says something to indicate that it is not guaranteed, then it is not. The sales receipt is required for all replacements. If you have any questions about this guarantee, just let us know. Likewise, if at any time you have questions about caring for your new plants, please ask. Your gardening success is important to us!

Now for the fine print... because there's always fine print!

Vandalism, neglect, animal damage, winter injury or other "Acts of God" are not covered by this guarantee. Those issues are beyond our control. Trees and Shrubs planted in raised planters or containers are not covered by this guarantee. This guarantee is for Trees and Shrubs as indicated by your sales receipt. It does not cover annuals, perennials, tropicals, houseplants, vegetables or certain Trees and Shrubs we consider to be marginally hardy. Seed and sod are not guaranteed. Labor is not guaranteed and a planting charge will be assessed for the installation of any replacement plant. This guarantee is for store credit equal to the original purchase price only. No cash refunds will be given. We will issue store credit to replace a guaranteed tree or shrub once. The replacement plant is not guaranteed.



**“TO PLANT
A GARDEN IS
TO DREAM OF
TOMORROW.”**

— Audrey Hepburn



The History of Skinner Garden Store

LEARN MORE AT SKINNERGARDENSTORE.COM

What is now Skinner Garden Store started out as a wholesale nursery in the Kaw River Valley over 130 years ago.

When founder Joseph Henry Skinner planted the nursery in 1886, the fertile river valley soil provided the perfect environment for cultivating apple tree seedlings. At the time, the demand for fruit trees was high, and the reputation of Skinner's stock spread fast.

As society changed with new food storage and grocery technology, the market for fruit trees diminished while demand rose for ornamental shrubs, flowers, evergreens, and shade trees. In 1956, the third generation of Skinners—brothers named Ralph and Hank—expanded the nursery wholesale business with a new garden center retail space, which today remains Skinner Garden Store.

The garden center became known as the place to come for supplies and advice year round. Its manager Don Roepke eventually purchased the retail space.

Meanwhile, the nursery continued fulfilling wholesale orders until the Skinner brothers passed away in the early 1980s. At that point, the wholesale nursery came under the leadership of a son and a grandson of the Skinner brothers, who eventually decided to cease its operation.

The grandson, Jim Skinner, went to work for the Garden Store and now operates the landscaping service, bringing a lifetime of nursery experience to that role.

Don Roepke ran Skinner Garden Store until he retired in 1990, selling half the interest to long-time Skinner general manager Jack Rees, from the Rees Fruit Farm family. Jack's son Cameron joined him in the business and they worked alongside each other until 2009, when Jack retired.

These days, Cameron Rees and the rest of the Skinner Garden Store team continue the deep-rooted legacy of devotion to plants and their people with quality products and garden answers.



LISTEN LIVE EVERY
SATURDAY MORNING
AT 8:00 A.M.

GARDEN ANSWERS

WITH
CAMERON REES



RADIO:
WIBW 580 AM
& 104.9 FM

ONLINE:
WIBWNEWSNOW.COM

Call in with your
questions **800-272-9429**
or text **785-272-9429**





GET YOUR HANDS DIRTY

19  56

Skinner
GARDEN STORE

4237 NW LOWER SILVER LAKE RD.
TOPEKA, KANSAS 66618

PHONE: 785.233.9657
SKINNERGARDENSTORE.COM

