



garden guide

2020

Skinner
GARDEN STORE



We get it.

The space around your house can hold as much meaning as the space inside. A tree planted generations before will be enjoyed by generations to come. That special hangout on the patio surrounded by mom's favorite flowers. The legacy and memories that stay with you for a lifetime.

From expert recommendations to professional consultation, design and installation, Skinner Garden Store's quality plants and materials complete the package. For over 50 years we're here to get what you're looking for.

Call or come in and see the possibilities for your next great space.

Landscape Services

785.233.9657

Skinner
GARDEN STORE

E V E R G R E E N S

A R B O R V I T A E

American Arborvitae

(*Thuja occidentalis*)—American Arborvitae are good, tough evergreens for our landscapes. These plants do best in full sun although many will tolerate light shade. They also can tolerate a wide range of soil and site conditions, however most will benefit from some moisture during our hot, dry summers.

'Danica'—Considered to be one of the best globe forms. Has the same wonderfully bright, glossy green foliage that the Emerald Arborvitae has but packed into a little bundle of a plant. Great for tight areas. Height 12-18", spread 12-18".

'Degroot's Spire'—Very narrow form with medium green foliage. Great for accent or hedge use. Height 10-15', spread 2-3'.



'Filiformis'—This unique selection has weeping branches and loose, drooping, thread-like branchlets. New growth is bright green. Much like Weeping Falsecypress only tougher. Stunning! Height 4-8', spread 3-5'.

'Mr. Bowling Ball' ('Bobazam')—With a name like that, how can you resist? This small rounded selection looks just like a soft green bowling ball, just like everybody has been looking for. Perfect for small spaces. Sage-

green foliage and a shape that naturally stays rounded and compact. Height 2-3', spread 2-3'.

NEW!—'Fire Chief' ('Congabe')—A dwarf, rounded selection with rich, deep yellow summer foliage, changing to coppery-orange in the winter. A real eye-catcher! Height 3-4', spread 3-4'.

Western Arborvitae

(*Thuja plicata*)—An attractive species, native to western U.S. and Canada. Narrow growing with a pyramidal habit. Actually quite tough, but performs best in areas with good soil and some moisture through the summer. Fairly fast growing and literature says it is deer resistant. Let's hope deer can read.

'Ember Waves' ('MonPin')—This Western Arborvitae is basically a bright golden-yellow version of Green Giant. New growth emerges a stunning, sunny yellow and matures chartreuse to bright green. Foliage color darkens in the winter to a deep gold with orange to russet red tips. Height 20-30', spread 6-8'.

'Green Giant' (*T. x 'Gigantioides'*)—This is actually a vigorous Western Arborvitae hybrid. Praised for its lustrous, rich green foliage, quick growth rate and natural resistance to deer and bagworms (that has yet to be proven in our area!). Quick growing with a very narrow, pyramidal growth habit. Height 20-40', spread 4-6'.

'Whipcord'—A very unusual form with narrow, whip-like growth giving the plant a soft, mop-like appearance. Stays small making it a great specimen plant. Performs best when grown in moist, well-drained soil. Height 4-6', spread 4-6'.

C E D A R

Blue Atlas Cedar

(*Cedrus atlantica* 'Glauca')—A beautiful tree with bright silvery-blue needles. Makes a magnificent specimen plant, however use it cautiously. Winter hardiness can be an issue so only plant it in sites that offer some winter protection and access to some summer moisture. Height 20-30'+, spread 15-20'+.

Karl Fuchs Himalayan Cedar

(*Cedrus deodara* 'Karl Fuchs')—This is a more cold hardy selection from the mountains of Afghanistan. Silvery-gray foliage with slightly pendulous branch tips. Plant in areas protected from sweeping winds. Height 30-50', spread 20-30'.

Hortsman Blue Atlas Cedar

(*Cedrus atlantica* 'Hortsman')—A slightly smaller form with a slightly denser habit. Considered to be one of the more cold tolerant Blue Atlas Cedar selections, however winter hardiness may still be an issue, so only plant in sites that offer some additional winter protection. Height 15-20'+, spread 10-15'+.

Turkish Cedar of Lebanon

(*Cedrus libani* var. *stenocoma*)—A more cold hardy form, found growing natively in the mountains of Turkey. A stately tree with rich green foliage. Height 30-50', spread 20-30'.

Weeping Blue Atlas Cedar

(*Cedrus atlantica* 'Glauca Pendula')—This weeping conifer with its bright silvery-blue needles and unusual weeping habit is an eye-catching accent in any garden. Can be treated as a weeping form or trained to sprawl on the ground or some kind of support. Needs to be planted in a lightly shaded site, away from hot winds in an area that affords some winter protection as well. Height 6-8', spread 6-8'.

F A L S E C Y P R E S S

Hinoki Falsecypress

(*Chamaecyparis obtusa*)—This is probably the most popular of the Falsecypress species. Plant in a rich, moist, well-drained soil in full sun to light shade. Some protection from the afternoon sun and excessive heat is recommended.

'Tempelhof'—A deep green, coral-like foliage, emerging yellow-green and then finishing in the winter with a bronze coloration. Needs moist, but well drained soil. A little light shade through the hot summer months would be recommended too. Height 2-5', spread 3-5'.

'Verdoni'—A yellow selection with foliage that is more resistant to sunburn. Still best to grow in light shade. Prefers moist, well-drained soils. Interesting foliage structure. Height 4-6', spread 3-4'.

Sawara Falsecypress

(*Chamaecyparis pisifera*)—This plant does best in full sun and wants good, well-drained soil. Selections are quite variable.

'Golden Mop'—This is a dwarf, mounding form with brilliant gold, thread-like foliage. This selection may show some foliage burn in hot, sunny exposures so provide afternoon shade if possible. Height 3-5', spread 3-5'.

J U N I P E R

(Creeping/ Groundcover Forms)

Blueberry Delight Juniper

(*Juniperus communis* 'AmiDak')—An exciting introduction from North Dakota State University.

Rich dark green foliage with a contrasting silvery-blue cast on the upper surface. A dense, low-spreading juniper. Height 8-12", spread 3-5'.

Blue Chip Juniper

(*Juniperus horizontalis* 'Blue Chip')—Bright blue foliage changing to purplish in the winter. Makes an excellent low growing plant for adding color to a landscape. Very popular. Height 8-10", spread 4-8'

Blue Pacific Juniper

(*Juniperus conferta* 'Blue Pacific')—An attractive selection of Shore Juniper with dense blue-green foliage. Very dense, low-growing habit that makes it useful as a groundcover. Needs well-drained soils and plenty of sun. Protection from winter sun and temperatures is recommended. Height 10-12", spread 4-8'.

Blue Rug Juniper

(*Juniperus horizontalis* 'Wiltonii')—This is easily the most popular Juniper we carry. Bright, silvery-blue foliage in a dense, carpet-like plant. Makes a great groundcover! Trailing growth makes a dramatic effect when allowed to cascade over the top of retaining walls like a waterfall. Super effect! Height 3-4", 4-8'.

Blue Star Juniper

(*Juniperus squamata* 'Blue Star')—A very popular form with intense, bright, steel-blue

foliage. A great, slow-growing plant for rock gardens or tight spaces like courtyards and narrow planting sites. Height 1-2', spread 2-3'.

Broadmoor Juniper

(*Juniperus sabina* 'Broadmoor')—A neat selection with rich green foliage. Low-growing plant that tends to mound up in the center over time. Height 12-18", spread 4-6'.

Calgary Carpet Juniper

(*Juniperus sabina* 'Monna')—Soft green foliage and a low-growing, almost layered habit. Really works well as a low evergreen groundcover by itself or in front of larger plants. Height 10-12", spread 4-6'.

Greenmound Juniper

(*Juniperus procumbens* 'Greenmound')—Very dense, light green foliage. Low-grower that make a great plant for small areas. Looks really cool when combined with decorative boulders or allowed to cascade over the edge of a retaining wall. Height 6-8", spread 3-6'.

Icee Blue Juniper

(*Juniperus horizontalis* 'Monber')—A sport off of 'Blue Rug' Juniper with foliage is more silvery-blue. Tight growth creates a solid, dense groundcover. Attractive purplish tinge to the foliage tips in the winter. Height 3-4", spread 3-6'.

Mother Lode Juniper

(*Juniperus horizontalis* 'Mother Lode')—This is a stunning yellow sport off of the 'Blue Rug' Juniper. Brilliant golden-yellow summer foliage takes on rich plum highlights in the winter. Combines well with perennials and flowering shrubs. Height 2-3", spread 3-5'.

JUNIPER

(Spreading/ Globe Forms)

Daub's Frosted Juniper

(*Juniperus chinensis* 'Daub's Frosted')—A dramatic selection with emerald to blue-green foliage accented with golden to lemon-yellow new growth. A nice lower-growing, spreading selection that's perfect for adding a splash of color into the garden. Height 2-3", spread 4-6'.

Grey Owl Juniper

(*Juniperus virginiana* 'Grey Owl')—An attractive spreading form with smoky, blue-gray foliage and abundant silvery berries. Extremely tough. Makes a great landscape plant. Height 3-4", spread 4-6'.

Saybrook Gold Juniper

(*Juniperus chinensis* 'Saybrook Gold')—One of the brightest yellow forms available. Compact, spreading habit and a nice small shrub size, perfect for landscape use. Height 2-3", spread 4-5'.



THE PLANT PEOPLE

Skinner

GARDEN STORE

Sea Green Juniper

(*Juniperus chinensis* 'Sea Green')—Very popular, compact form with a more upright, vase-shaped habit. Dark green foliage that holds well in the winter. Can be maintained lower for foundation plantings or allowed to grow higher for hedges and screens. Height 4-6', spread 6-8'.

Sea of Gold Juniper

(*Juniperus chinensis* 'MonSan')—An improved form of 'Gold Coast', selected for brighter foliage color. Compact spreading form with lacy, golden-yellow foliage. Holds color well in the winter. Height 3-4', spread 4-6'.

JUNIPER

(Upright/Tree Forms)

Blue Point Juniper

(*Juniperus chinensis* 'Blue Point')—An extremely dense, pyramidal form with a tear drop shape and blue-green foliage. Can be maintained smaller if needed. Height 8-10', 3-6'.

Canaert Juniper

(*Juniperus virginiana* 'Canaertii')—Compact pyramidal growth when young, opening with age. Develops a very picturesque appearance with age. Heavy set of small whitish-blue berry-like cones that birds absolutely love. One of the best upright junipers. Great for specimen use as well as screen plantings. Height 15-20', 10-15'.

Compressa Juniper

(*Juniperus communis* 'Compressa')—This is an extremely dwarf form with a tight, upright, cone-shape habit. A very slow-growing selection with silvery-green foliage. Popular with conifer enthusiasts. Height 3-4', spread 12-18'.

Eastern Redcedar

(*Juniperus virginiana*)—This is the only evergreen tree native to Kansas. It is extremely tolerant of a wide range of exposures and conditions. Great for windbreaks and screens and widely planted for both. Excellent cover and food source for birds and other wildlife. One of the toughest. Height 20-40', spread 15-20'.

Gold Cone Juniper

(*Juniperus communis* 'Gold Cone')—A columnar selection made for its bright, golden-yellow foliage. A wonderful contrasting texture, color and form for the garden. A nice addition to a conifer garden as well as to mixed borders. Height 3-6', spread 1-2'.

Hetz Column Juniper

(*Juniperus chinensis* 'Hetzii Columnaris')—An upright, pyramidal form known for its hardiness. Green to blue-green foliage. Produces a heavy display of showy, blue-green cones or "fruits". Height 15-20', spread 5-8'.

Spartan Juniper

(*Juniperus chinensis* 'Spartan')—Rich green color with a dense pyramidal habit. This fast grower holds color well through the winter. Height 15-20', spread 4-8'.

Taylor Juniper

(*Juniperus virginiana* 'Taylor')—An outstanding selection of our native juniper. This selection was found growing in Taylor, Nebraska, so you know it is tough! Has a handy, upright, columnar to pyramidal habit making it well suited to hedges, screens or accent planting. Attractive blue-green foliage color. Height 15-20', spread 3-4'.

Trautman Juniper

(*Juniperus chinensis* 'Trautman')—A very narrow, slow-growing selection of Chinese Juniper with good, blue-green foliage. Use individually as an accent or a planted in row for a narrow screen. Height 15-20', spread 4-5'.

Wichita Blue Juniper

(*Juniperus scopulorum* 'Wichita Blue')—Bright blue foliage with a good pyramidal form. Very showy, colorful form that makes a nice addition to the landscape. One of the brightest blue upright forms available. Height 10-15', spread 5-8'.

PINE

Austrian Pine

(*Pinus nigra*)—Austrian Pine is a widely used plant in our area for screens and windbreaks. It has bright green needles that hold their color well in the winter and a vigorous, symmetrical habit. Height 50-60', spread 20-30'.

Eastern White Pine

(*Pinus strobus*)—One of our native North American pines. Eastern White Pine is well known for its soft, bright green foliage. They are very tolerant of a wide range of growing conditions and make excellent plants for our landscapes. Height 60-70', spread 20-30'.

'Blue Shag'—A very compact selection with soft blue-green foliage. Very dwarf, rounded plant useful for specimen plantings. Height 3-4', spread 3-5'.

Jack Pine

(*Pinus banksiana*)—This is one of the hardest pines native to North America and can be found in the wild as far north as the Arctic Circle. Often found growing in very poor, sandy soils. Plant in full sun and soils with good drainage.

'Uncle Foggy'—A really fun weeping form! Branches cascade downward creating a graceful specimen. Winter buds are densely covered with resin giving the appearance of hundreds of tiny icicles covering the tree. Height and spread depend on culture.

Limber Pine

(*Pinus flexilis*)—A very hardy pine found throughout the Rocky Mountains. Needles are bluish-green and soft to the touch, much like those of the Eastern White Pine. Stems are very flexible, and actually can be tied into knots. This is a very tough, disease resistant, beautiful tree and an excellent choice for Midwest landscapes.

'Vanderwolf's'—Once you see this plant, you

are bound to fall in love with it. Beautiful, soft, bluish-green foliage and a perfect, even, pyramidal habit. Looks great planted as a prized specimen or grouped for a mass effect. Height 20-30', spread 10-15'.

Mugho Pine

(*Pinus mugo*)—This is a commonly planted species also known as Swiss Mountain Pine. A very shrubby habit, and in fact is usually wider than tall. Very tough plant, but does prefer full sun and well-drained soils.

'Big Tuna'—A neat looking plant with a really fun name. This is an upright grower with a very dense habit. Extremely tough! Height 4-8', spread 3-6'.

'Dwarf' (var. *pumilo*)—This is one of the best dwarf Mugho Pine selections and certainly our most popular. A very compact selection with rich, green foliage. These are seed grown plants so slight variation from plant to plant should be expected. Height 3-4', spread 3-5'.

'Mops'—A very compact, miniature Mugho Pine. Maintains an extremely tight, rounded habit without any pruning. Would be an excellent choice for a site where space is very limited. Height 1 1/2-2', spread 2-3'.

'Slowmound'—An outstanding, true dwarf selection. Dark-green, dense mound of foliage in a handy compact size. A cutting grown selection that allows for consistency in growth that makes it a great choice when uniformity is important. Height 3-4', spread 3-5'.

NEW!—'Tannenbaum'—This looks like a perfect Christmas tree. A compact, pyramidal tree with dark green needles. Exceptionally hardy. Definitely not your typical Mugho Pine. Height 12-16', spread 6-8'.

'Whitebud'—A very miniature Mugho Pine that never needs pruning. The name comes from the waxy winter bud covering that practically glows against the dark green foliage. Height 18-24", spread 2-4'.

Scotch Pine

Hillside Creeper Scotch Pine

(*Pinus sylvestris* 'Hillside Creeper')—A groundcover evergreen Scotch Pine. It has a layered sprawling habit. Medium green, twisted needles fade to a lighter green in winter. An excellent choice for use in the garden or for rock gardens. Height 18-24", spread 6-8'.

Umbrella Pine

Joe Kozey Japanese Umbrella Pine

(*Sciadopitys verticillata* 'Joe Kozey')—A narrower form of the species that is reported to hold up better to snow loads due to sturdier branches that are held more tightly to the trunk. A very unique tree. Height 15-20', spread 5-10'.

SPRUCE

Colorado Spruce

(*Picea pungens*)—As one might guess from the name, Colorado Spruce can be found growing in Colorado as well as throughout much of the Rocky Mountains. Characterized by dense,

pyramidal growth, this tree develops into a beautiful specimen with age. Foliage color can vary from green to intense steel blue. Plant in full sun and well drained soil. Height 30-40', spread 15-20'.

'Baby Blue'—This seed grown variety has great blue color, a compact habit and nice uniform shape. Blue coloration intensifies as the tree grows older. Height 30-40', spread 15-20'.

'Blue Globe' ('Globosa')—Probably the best known dwarf blue spruce. Brilliant, steel blue foliage in a compact, rounded plant. Very dramatic! Height 3-4', spread 4-5'.

'Fat Albert'—An improved selection with a very dense, even form. Foliage is an intense blue color. Contrary to its name, it does not get any wider than other selections, it just has a nice full habit even as a young plant. Height 30-40', spread 15-20'.

'Procumbens'—A spectacular selection with rich blue foliage and a graceful, carpet-like habit. Will spread across the ground to form a wide-spreading specimen. Looks neat cascading over a wall or undulating around large decorative boulders. Height 1-3', spread 3-8'.

'The Blues'—An absolutely phenomenal selection! Strong weeping habit, similar to Weeping Norway Spruce, but with the most wonderful powder-blue foliage. A specimen plant for only the most special of garden spots. Height and spread will depend on culture.

'Sester's Dwarf'—A dwarf pyramidal selection with bright blue needles. This selection will give you the specimen effect of a Blue Colorado Spruce without taking up as much room. A great option when space is limited and a stunning plant is needed. Height 10-12', spread 4-5'.

'St. Mary's Broom'—This gorgeous miniature form is extremely popular. Intense, steel blue foliage in a small, tight mound. Very slow growth. Height 1 1/2-2', spread 2-3'.

'Weeping' ('Pendula')—A stunning form with a gracefully flowing, weeping habit combined

with bright blue foliage. This plant makes a magnificent specimen! Height and spread will depend on cultural care.

Norway Spruce

(*Picea abies*)—Norway Spruce is a large, fast growing plant with dark green foliage. It does well in most average soils and will tolerate full sun to light shade. We carry many selections with vastly different characteristics providing a form available for almost every location. Height 50-60', spread 20-30'.

'Acrocona'—This form is loaded with cones that decorate the ends of branches, almost like a Christmas tree. Upright, pyramidal habit with slightly pendulous branches. Height 6-10', spread 6-10'.

'Columnar' ('Cupressiana')—This selection has a very useful, upright, narrow habit. Dark green foliage. A perfect choice for yards where space is limited. Height 20-30', spread 4-5'.

'Little Gem'—Very dense selection with tiny needles. Grows extremely slow. Do not plant in hot, sunny exposures. Height 12-15", spread 15-18".

'Pumila'—A very compact, rounded form with extremely dark green foliage. Makes a beautiful plant for accent planting around courtyards, patios and rock gardens. Height 2-3', spread 3-4'.

'Pusch'—This is a cool sport found growing on an 'Acrocona'. Like its parent, it still has a wonderful collection of cones at the ends of the branches. However, it differs by being much smaller, slower growing and more compact. Height 3-5', spread 3-5'.

'Sherwood Compact'—An attractive, narrowly pyramidal form. Ascending branches are covered with rich green needles. Makes a perfect accent plant with a Christmas tree-like appearance. Height 6-12', spread 3-6'.

'Skylands'—This is an extremely colorful selection. Foliage is a glowing bright yellow all year round. Creates an absolutely stunning specimen. Height 20-40', spread 15-20'.

'Tolleymore'—('Clanbrassiliana Stricta')—This plant has a broadly pyramidal habit making it look like a perfect dwarf Christmas tree. Very dense growth and dark green needles. Height 4-8', spread 3-5'.

NEW!—'Tom Thumb'—This bright yellow-old form originated as a witches' broom on a 'Skylands' Oriental Spruce. Very slow growing with a compact form. Will burn in full sun, but too much shade will prevent yellow color from developing. Plant in moist, well-drained soil. Height 18-24", spread 2-3'.

'Weeping' ('Pendula')—This is a very popular selection with a graceful weeping habit. The cascading branches form curtains of dark green foliage. Great for use as a specimen or draping over a wall. Height and spread will depend on cultural care.

Oriental Spruce

(*Picea orientalis*)—An elegant and graceful species, much prized for its lustrous dark green needles and even, pyramidal habit. Fairly tolerant of rough growing conditions, but could show some needle burn in open, exposed areas. Height 30-50', spread 15-20'.

NEW!—'Firefly'—This seedling selection of 'Skylands' sports similar brilliant yellow needles but has a much slower growth rate and a smaller overall mature size. Light afternoon shade is recommended. Height 6-12', spread 4-8'.

NEW!—'Skylands'—This is an extremely colorful selection. Foliage is a glowing bright yellow all year round. Creates an absolutely stunning specimen. Height 20-40', spread 15-20'.

NEW!—'Tom Thumb'—This bright yellow-old form originated as a witches' broom on a 'Skylands' Oriental Spruce. Very slow growing with a compact form. Will burn in full sun, but too much shade will prevent yellow color from developing. Plant in moist, well-drained soil. Height 18-24", spread 2-3'.

Serbian Spruce

(*Picea omorika*)—As the name implies, Serbian



FEED THE TREES

A SCIENTIFICALLY FORMULATED TREE FOOD THAT CONTAINS PENETRATING ACTION, WHICH MOVES THE FOOD DIRECTLY TO THE FEEDER ROOTS WHEN APPLIED AROUND THE TREE OR SHRUB DRIP LINE, ELIMINATING THE NEED TO DIG HOLES.

GREAT FOR ALL TYPES OF TREES AND SHRUBS INCLUDING SHADE TREES, NUT TREES, EVERGREENS, CITRUS, TROPICAL AND FLOWERING TREES.

Spruce comes to us from Serbian areas of southeastern Europe. A very adaptable species, it lends itself to many uses. Needles are glossy, dark green, each with two white contrasting stripes giving the tree remarkable silver highlights throughout. Height 40-50', spread 15-20'.

'Bruns'—A narrower-growing selection with the same wonderful bicolor needles of the species, dark green needles with two white stripes on the underneath side. A dramatic selection that would make a wonderful accent or specimen tree. Height 25-35', spread 8-10'.

White Spruce

(*Picea glauca*)—A native to the Rocky Mountains, White Spruce is one of our most adaptable species. It tolerates wind, heat, cold, and drought, but prefers a moist, well-drained soil. Plant in full sun to light shade.

'Black Hills' (var. *densata*)—This is a slower-growing, denser form of the White Spruce. Very even growth makes this a very attractive specimen tree. Height 20-40'.

'Blue Tear Drop'—A compact selection with light blue needles. Develops into an upright conical shaped plant. Height 6-10', spread 4-6'.

'Dwarf Alberta' ('Conica')—This is probably the most popular dwarf conifer we carry. Shapes up like a perfect miniature Christmas tree. Very slow growth, about 1-2" a year. Height 5-8', spread 3-4'.

'Jean's Dilly'—Pronounced John's Dilly. An outstanding selection similar to the Dwarf Alberta Spruce but with smaller needles and about half the growth rate. Named after the founder of Iseli Nursery, Jean Iseli. Height 3-4', spread 1 1/2-2'.

'Rainbow's End'—This unique selection boasts extraordinary color. This plant looks just like a Dwarf Alberta Spruce until the new growth comes out, then bright, creamy-yellow growth covers the plant, contrasting gracefully with the older light green needles.

'Weeping' ('Pendula')—Magnificent, formal selection with gracefully drooping branchlets that recurve at the tips. The branches also twist slightly, exposing more of the silvery undersides of the needles, giving the tree a lovely, bi-colored look. One of the most graceful and beautiful spruces we carry. Height 20-30', spread 8-10'.

YEW

Anglojap Yew

(*Taxus x media*)—A tough hybrid yew. Selections of this species are numerous due to its many variations in growth habit. Dark green foliage. As with all yews, should be sited in some shade. Very hardy.

NEW!—'Beanpole'—A very narrow, upright form with dark green foliage typical of the species. Makes a dramatic accent. Height 6-10', spread 2-3'.

'Densifomis'—A good, dense, spreading form. Dark green color holds well throughout the year. Height 3-5', spread 4-6'.

www.SkinnerGardenStore.com

NEW!—'Everlow'—Dark green and low-growing. A good selection for areas where lower growth is needed. Height 1-2', spread 3-5'.

'Hicks' ('Hicksii')—A narrow, upright selection. Produces numerous bright red fruits in the fall. Height 6-8', spread 3-4'.

'Taunton' ('Tauntonii')—One of the toughest forms around, selected for outstanding winter hardiness. Also happens to be one of the best performers for hot climates. Height 3-4', spread 4-6'.

'Wardi' ('Wardii')—A very dense spreading form, similar to 'Densifomis', but smaller in habit. Dark green foliage and bright red fruit. Height 3-4', spread 3-5'.

Japanese Plum Yew

(*Cephalotaxus harringtonia*)—Similar in appearance to the well-known Yew, but actually a distantly related cousin. Once established, this species is known to be more heat and drought tolerant than traditional Yews. It may tolerate a little more sun, but we would still recommend a slightly shaded site for best results. We are probably at about the edge of its northern range so we would encourage using it sparingly. Size will vary by selection.

'Columnar' ('Fastigiata')—Similar in appearance to a Yew but with better heat and drought tolerance. Best planted in a slightly shady site, but it will tolerate some sun through the summer. This form has a more upright habit. Height 8-10', spread 6-8'.

Japanese Yew

(*Taxus cuspidata*)—The Japanese Yew gives us many popular landscape plants. They should be planted in a shaded site in very well drained soil. All are very tolerant of pruning.

'Captain' ('Fastigate')—A selection of 'Capitata' with a faster growth rate and a more uniform habit. Holds green color well through the winter. Can be trimmed to control size and shape. Height 10-15', spread 6-8'.

'Dwarf Golden' ('Nana Aurescens')—A compact, spreading selection with vibrant, bright, sunny-yellow new growth in the spring. Foliage turns rich dark green as the season progresses. An eye-catching plant, great for adding vibrant color to the shade garden. Height 3-5', spread 3-5'.

'Emerald Spreader' ('Monloo')—An ideal dwarf selection for areas where height is limited. Dark green foliage and red berries. Height 2-3', spread 4-5'.

THE DIRT



Get "Thyme ly" advice from the experts and get the scoop on what's going on at Skinner's!

Sign up to receive 'The Dirt' by texting "Skinner" to 42828 or sign up at SkinnerGardenStore.com

Skinner
GARDEN STORE



Skinner

GARDEN STORE

Visit us in
November and December too!

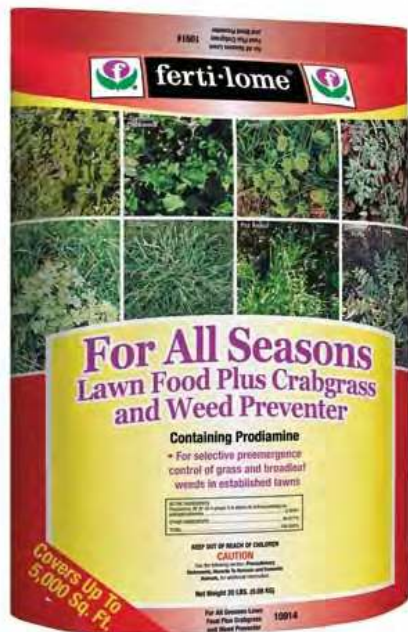
FRESH CUT FRASER FIR
CHRISTMAS TREES
POINSETTIAS
WREATHS
PORCH POTS
ROPING
GARLAND

Gardening Grid

Start here with a sketch of the area you wish to transform!



LAWN CARE & TURF TIPS



CRABGRASS PREVENTERS

(Pre-emergent Weed Controls)—Apply crabgrass preventers early in the spring. Make sure you have it down by the time the Redbuds are blooming (approximately mid April).

- BETTER—Hi-Yield Turf & Ornamental Weed & Grass Stopper** (Dimension), no fertilizer—Season long control with only one application. Will also kill germinated crabgrass that has not gone beyond the two to three leaf stage. Useful for late spring applications (late April to early May). Also great as a weed preventer in landscape beds.

- BEST!—Fertilome All Seasons Lawn Food Plus Crabgrass and Weed Preventer**

(Proflumifen), 16-0-8—with trace elements. Season long control with only one application. Best if applied early in the spring, so try to have it down NO later than early April.

TIP!—All of these applications must be thoroughly watered in before they are effective.

WEED KILLERS

(Post-emergent Broadleaf Weed Controls)—Apply weed killers when weeds are actively growing. Fall applications typically provide best control but treatments can be made throughout the season as long as temperatures are appropriate.

- BETTER—Fertilome Weed-Out**—This is available in both a liquid and a granular formulation. Liquid applications generally work the best. Use with Hi-Yield Spreader-Sticker.

- BEST!—Fertilome Weed Free Zone**—Great for harder to kill weeds. More effective at wider range of temperatures than other products. This is available in both a liquid and a granular formulation. Liquid applications work the best.

TIP!—Granular applications of these broadleaf weed killers should be applied to wet foliage and then watered in a couple of days later for maximum effectiveness.

DISEASE CONTROLS

(Fungicides)—Preventative applications work best, and they will be a lot cheaper. Don't forget to water all products in according to label directions.

- Fertilome F-Stop** (Myclobutanil)

LAWN FOODS

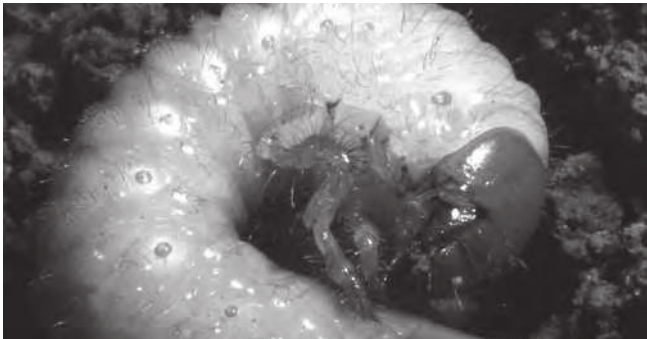
(Fertilizers)—Go light on fertilizer in the spring, do not apply any during the summer and then hit it hard in the fall. That is when your lawn will benefit the most from your efforts.

- Fertilome Lawn Food Plus Iron**, 24-0-4 with trace elements and extra iron for greening -**Early Fall**—Apply around Labor Day.
- Fertilome Winterizer**, 25-0-6 with trace elements—**Late Fall**—Apply between Halloween and Thanksgiving.
- Fertilome Green Maker**, 18-0-6 with trace elements plus 5% Iron—**Late Spring**— Sometimes used as a late spring application. Contains slow release nitrogen that will feed into your lawn into early summer.



- ☐ *Fertilome New Lawn Starter*, 9-13-7 with trace elements—**Seeding/Reseeding**—Ideal for using at the time of any seeding, reseeding or sodding project.

TIP!—If you fertilize only once a year, do it around Labor Day. If you fertilize twice, do it around Labor Day and then again around Thanksgiving.



INSECT CONTROL

Only treat if you have a problem or really anticipate one. Keep in mind that some products are most effective on insects in the turf canopy (things like ants, chinch bugs and fleas) and others are most effective on insects in the soil (grubs!).

Hi-Yield Turf Ranger—Turf canopy insect control (ants, fleas, chinch bugs and others)

Hi-Yield Grub Free Zone II—Soil insects (grubs)

Natural Guard Grub Control—Soil insects (grubs)

Tip!—The best grub controls need to be applied *before* you have a problem. Use the following application timing for best control.

Mid May to mid July—Hi-Yield Grub Free Zone II

July to mid August—Natural Guard Grub Control

TURF TIPS

- **FALL** is the most important time of the year when it comes to cool season lawn care.
- A thick, healthy lawn, maintained at the right mowing height is your best defense against weeds.
- If you choose to irrigate, more thorough, less frequent waterings are typically the best.
- Read the label on lawn products **BEFORE** you apply and then **FOLLOW** those instructions.
- Granular applications can stain pavement. Always sweep or blow off patios, driveways, sidewalks and streets after applying.
- Most lawn applications need to be watered in following the application.
- Preemergent herbicides need to be applied **BEFORE** weeds come up; postemergent herbicides are used to kill weeds **AFTER** they have already established.
- Plant only the highest quality grass seed. Cheap seed will frequently have a lower germination rate and is commonly contaminated with troublesome weed seeds. You don't want to intentionally plant weeds!



Gardening Numbers

Coverages

Bark Mulches

3 cu ft will cover

36 sq ft 1" deep

18 sq ft 2" deep

12 sq ft 3" deep

9 sq ft 4" deep

1 cu yd of mulch will cover 100 sq ft 3-4" deep

Peat Moss

1 cu ft of compressed peat moss will cover

12 sq ft 2" deep

Rock

1 cu yard covers 120 sq ft 2" deep

1/2 cu ft covers 2.5 sq ft 2" deep

Our Promise to You...

We will do as much as we can to help you achieve success.

We are very selective about that plants and gardening products we offer because we know that strong, healthy, well-adapted plants and quality gardening products are critical for success...but great products alone, won't build great gardens.

We also have a team of gardeners and horticulturists to answer questions and offer advice...please use our expertise! We can help you pick the right plants, choose the right products, and do the right things to give your new plants and your gardening projects, the best chance for success.

Your success is important...to both of us!

Plant Guarantee...

We offer guarantee on many of our Trees and Shrubs.

If, after proper planting and care, those Trees and Shrubs you purchase at Skinner Garden Store fail to live, we'll help you get a replacement. Store credit will be issued to you, equal to the purchase price of the original plant. That credit can then be used towards the purchase a replacement plant of your choice.

Your sales receipt will show you the original purchase price. It will also indicate if your plant is covered by this guarantee. Just check the line directly below the plant name. If it says, "Guarantee", then it is! If that line is blank or says something to indicate that is not guaranteed, then it's not. The sales receipt is required for all replacements.

If you have any questions about this guarantee, just let us know. Likewise, if at any time you have questions about caring for your new plants, please ask. Your gardening success is important to us!

Now for the fine print...because there's always fine print!

Vandalism, neglect, animal damage, winter injury or other "Acts of God" are not covered by this guarantee. Those issues are beyond our control. Trees and Shrubs planted in raised planters or containers are not covered by this guarantee.

This guarantee is for Trees and Shrubs as indicated by your sales receipt. It does not cover annuals, perennials, tropicals, house plants, vegetables or certain Trees and Shrubs we consider to be marginally hardy. Seed and sod are not guaranteed.

Labor is not guaranteed and a planting charge will be assessed for the installation of any replacement plant. This guarantee is for store credit equal to the original purchase price only. No cash refunds will be given. We will issue store credit to replace a guaranteed tree or shrub once. The replacement plant is not guaranteed.

How do you keep up with it all?

Get your info right in your inbox! Timely advice and specials. Get "The Dirt" delivered to your inbox! Tips, ideas and special offers all delivered right to you. Hear from your Skinner Garden Store experts with timely garden info. Sign up is easy, just visit SkinnerGardenStore.com and sign-up there.



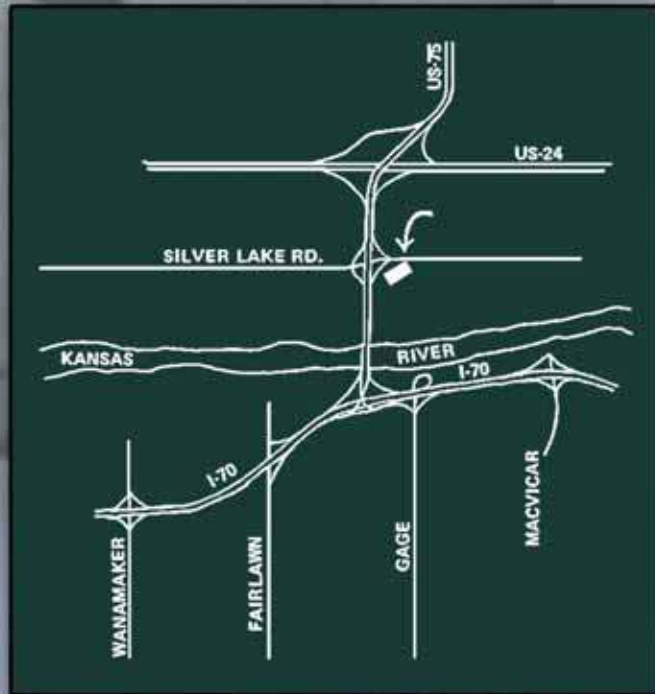
Listen to "Garden Answers" on AM 580 WIBW and 104.9FM every Saturday morning at 8am. You can call in or text your question to (785) 272-9429 and ask Cameron about all things gardening!



Gift cards for your favorite gardener!



www.SkinnerGardenStore.com



Open 7 Days a Week!

**4237 NW Lower Silver Lake Rd.
at North Highway 75 &
Lower Silver Lake Rd
Topeka, Kansas 66618**

Listen to our radio show "Garden Answers," every Saturday morning on WIBW 580 AM and 104.9 FM 8-9 am

Live streaming with link on our website

Skinner
GARDEN STORE

785.233.9657

SkinnerGardenStore.com